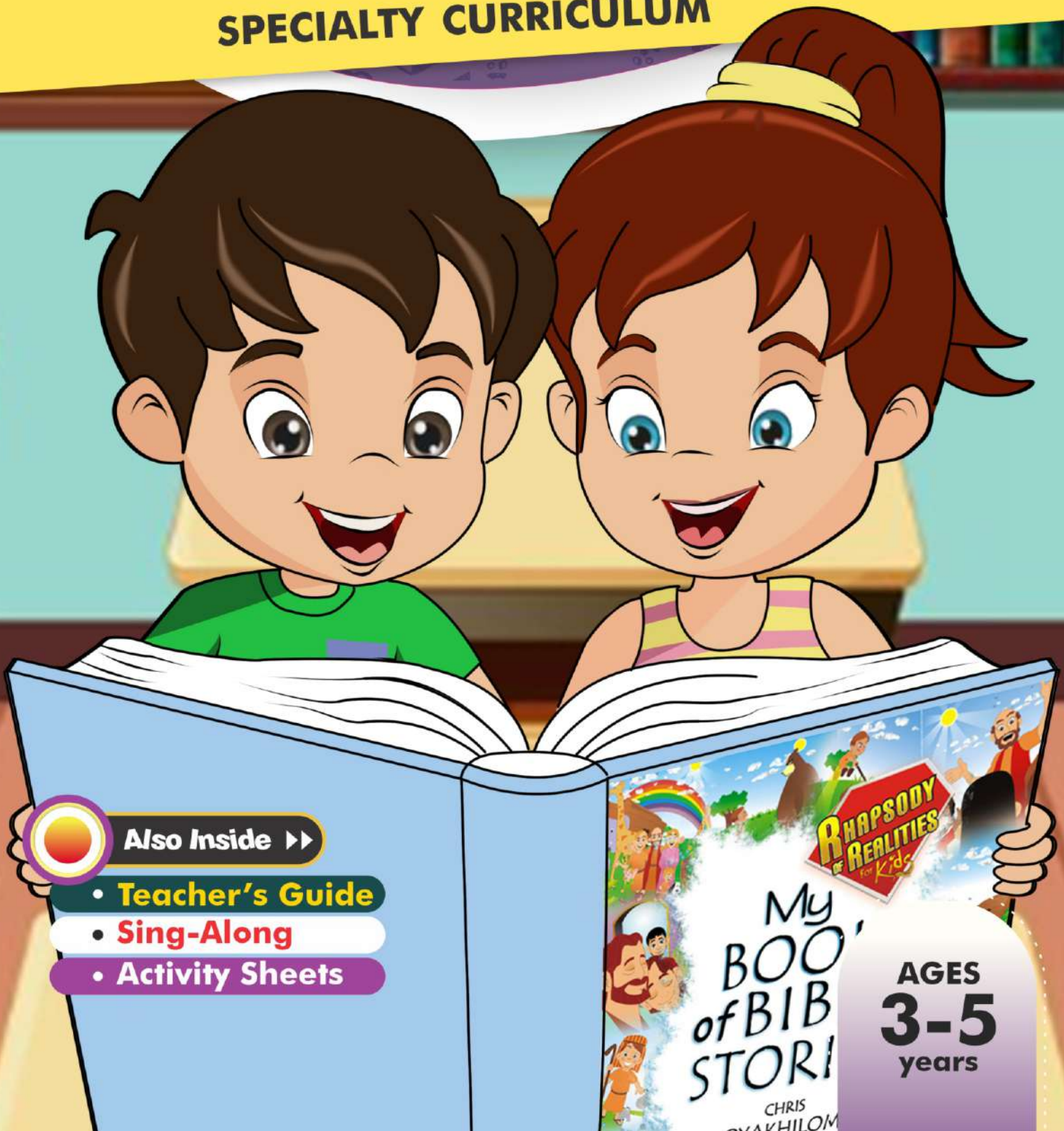


# FAITH

SPECIALTY CURRICULUM



Also Inside ►►

- **Teacher's Guide**
- **Sing-Along**
- **Activity Sheets**

AGES  
**3-5**  
years



# OUR TOP COMPLIANT CURRICULUM

## DOWNLOAD STARS



PASTOR MOSA MNISI  
SA ZONE 2



Decones Brenda Ahurira  
EWCAZ 3



Pastor Debola Odimayo-  
LAGOS ZONE 5



Pst. Priscilla Tei  
Toronto Zone



Dcns Senior Chikumbirke  
SA Zone 5



Sis. Keresi Finlasi  
South Pacific



Sister Nwachi Dibirbe  
Texas Zone 1



Pastor Bimpe Ola-Ishola  
UK Zone 2, Region 1



SIS. SANDRA IJIE  
WEZ 3



Dcns Ibinabo Garry  
Ottawa Zone



SIS BEATRICE EGONMWAN  
DALLAS ZONE



BRO CLEMENT EOKPA  
UK ZONE 4



SIS IWILDA OKOJIE-  
USAR1 ZONE 2



Sis. Jaydene Mokombe  
Capetown 1



Sis Julia  
Capetown 2



Sis Evelyn Odigie  
Western Europe Zone 4



SIS OUM ABOUDOU  
QUEBEC ZONE



PASTOR CATHERINE EHIGIE  
ACCRA ZONE



PASTOR AMAKA  
CHAD



Dcns Iolu Giwa  
UK Z1 R2



PASTOR ALICE NGANGA  
UK ZONE 3 R 1

DECEMBER

Thank you For Teaching Kids God's Word



Published by Loveworld Children's Ministry, Loveworld Inc, a.k.a Christ Embassy. Unless otherwise indicated, all Scripture quotations are taken from the King James Version of the Bible.

### **KEYS FOR OTHER BIBLE TRANSLATIONS USED:**

- NKJV -New King James Version
- AMP -The Amplified Bible
- TANT -The Amplified New Translation
- TLB -The Living Bible
- CEV -Contemporary English Version
- NASB -New American Standard Bible
- ISV -International Standard Version
- NIV -New International Version
- MSG -The Message Translation
  
- WEB -The World English Bible
- TNLT -The New Living Translation
- ASV -American Standard Version
- TEV -Today's English Version
- RSV -Revised Standard Version
- GNB -Good News Bible
- WNT -Weymouth New Testament
- NRSV -New Revised Standard Version
- MOFFAT -Moffatt, New Translation

E-Mail: [info@loveworldchildrensministry.org](mailto:info@loveworldchildrensministry.org)  
Copyright © 2023 Loveworld Children's Ministry, Loveworld Inc, auch bekannt als Christ Embassy

All rights reserved under International Copyright Law. Contents and/or cover may not be reproduced in whole or in part in any form without the express written permission of Christ Embassy (Loveworld Children's Ministry Department).

**ISSN 2659-0107**

### **FOR MORE INFORMATION AND TO PLACE ORDER**

#### **UNITED KINGDOM:**

Loveworld Unit C2,  
Thames View Business Centre,  
Barlow Way Rainham-Essex,  
RM13 8BT.  
Tel.: +44 (0)1708 556 604  
Fax.: +44(0)2081 816 290

#### **USA:**

LOVEWORLD,  
4237 Raleigh Street Charlotte,  
NC 28213 Tel: +1 (0) 980 219 5150

#### **NIGERIA:**

Loveworld Conference Center  
@51/53 Kudirat Abiola Way, Ikeja.  
Tel.: +234-812-344-5243,  
+234-708-925-6037

#### **SOUTH AFRICA:**

303 Pretoria Avenue  
Cnr. Harley and Braam Fischer,  
Randburg, Gauteng South Africa.  
Tel.: +27 11 326 0971  
Fax.: +27 113260972

#### **USA:**

Christ Embassy Houston,  
8623 Hemlock Hill Drive Houston, Texas.  
77083 Tel: +1-281-759-5111; +1-281-759-6218

#### **CANADA:**

Christ Embassy Int'l Office,  
50 Weybright Court, Unit 43B  
Toronto, ON M1S 5A8  
Tel: +1 647-341-9091



**Our vision is to raise, train and develop a generation of Spirit filled children who are moulded by our message, demonstrate the character of the Spirit and are poised to impact their generation with the Gospel of Jesus Christ and the vision of our Ministry.**

## **ABOUT LOVOWORLD CHILDREN'S MINISTRY CURRICULUM**

**Loveworld Children's Ministry Curriculum is derived from the Word of God packaged in the range of ministry materials for children by our Man of God, Rev. Chris Oyakhilome Dsc,Dsc,DD. The Curriculum is tailored to teach children aged 1- 12years segmented into four (4) levels by age groupings; Nursery Level (birth-24months), Preschool Level (ages 3-5years), Elementary Level (ages 6 – 10years) & Preteens Level (ages 11 – 12years)**

## **OUR LEARNING APPROACH**

Studies show that we retain 10% of what we READ, 20% of what we HEAR, 30% of what we SEE 50% of what we HEAR and SEE, 70% of what we DISCUSS and a whopping 90% of what we TEACH to others that we have understood and retained. Our Curriculum integrates creative teaching methods that engages every kind of learner across all age groupings. Every Lesson gives children the opportunity to SEE, DISCUSS, TOUCH and EXPERIENCE to ensure a high percentage of retention of what they have been taught.

Our goal is to achieve 90 – 100% retention of the lessons we teach them for their spiritual development and growth.

## **IDEAL CHILD PRODUCT OF LOVOWORLD CHILDREN'S MINISTRY CURRICULUM**

The Children's Ministry Curriculum when deployed with the prescribed processes and teaching methods by trained instructors will produce a child that is;

- Born Again
- Set on the path of their divine destiny in God
- Has a reason for being and a purpose for life
- Has a distinct knowledge of who he/she is
- Has a Global Mind-set
- Passionate about Jesus and the Gospel
- A Leader in his/her generation
- An influence in his/her generation
- A barrier to the failures of other children in his/her generation
- Incorruptible by the corrupting influences of the world

**Our goal is  
to achieve**

**90-100%**

**retention of the  
lessons we teach them  
for their spiritual  
development  
and growth.**

# Preschool Service Outline

Time Duration: 2 hours

## GENERAL GROUP ACTIVITIES (30 mins)

### Check-In (10 mins)

Loveworld Children's Ministry Sing-Along can play in the background of the welcome stand to make the environment welcoming.

### Assembly/ Welcome (3 mins)

Welcome to children warmly and introduce yourself with a smile. Tell them to welcome each other as well. They can ask for their names, especially the children that don't know each other.

### Opening Prayer (5mins)

Lead the children in prayer. Engage them to speak in tongues and to give thanks to God. Round the prayer up, thanking God that their hearts are open to receive the word.

### Praise and Worship (12 mins)

Teach them a new song from the Let the children sing along with you as you lead them in songs chosen from the Loveworld Singers.

<https://www.kingsch.at/p/SzMxYks>

Choose songs that extol the virtues of God as the creator of the universe. Demonstrate with a show of hands as you sing, so they can take part actively.



## AGE LEVEL CLASS ACTIVITIES (30 mins)

### Rhapsody of Realities "Read To Me" Time (5 mins)

Read the Rhapsody of Realities for Kids (Age 1-5) for the day and lead the kids in the confession enclosed in the devotional article.

### Review Time (Previous Lesson) (5mins)

Children should say the topic and recite the memory verse for last week. They should briefly tell the class what they learnt last week.

### Bible Lesson Time (20 mins)

Make the lesson interactive with the children. Ask questions as you teach to ensure they are actively taking part. Use the interest builder to get their attention and relate the topic to them.

Praise and acknowledge every child who attempts an answer. A reward sticker/badge can be given at this moment.

## RELATE (45 mins)

### Salvation Moment (3 mins)

Lead children who are yet to make Jesus their friend in the salvation prayer.

### Confession(5 mins)

Lead the children in confession using the confessions and affirmations at the end of each lesson.

### Welcome First Timers (2 mins)

Welcome first-timers singing the Christ Embassy welcome song and encourage the other children to go over and say hello to them.

### Tithe, Offering, Partnerships and Special Seeds (5 mins)

Tell the kids to bring out their offering and other seeds. Using the offering bag, go round and collect the offerings. Sing a loveworld song that the kids already know or the sing-along from the lesson of the day. Bless the offering afterwards.

### Friendship Circle Time (Cell Meeting) (30 mins)

The children should divide themselves according to their cell groups.

# Preschool Service Outline

Time Duration: 2 hours

## ACTIVITY & SNACK TIME (10 mins)

### Snacks time (5 mins)

The kids can have the snacks that they brought to church.

### Activity Time (Optional) (5mins)

If there is still time, keep the children busy with the lesson activity for the day.

## CLOSING TIME (5 mins)

### Announcement (2 mins)

Remind the kids to study God's word using the daily memory verses that have been printed and distributed to them, go through their notes during the week and also do the lesson activity if they didn't at church.

### Closing Prayer, Benediction and Check-Out Time (3 mins)

Lead the children in prayer. Engage them to speak in tongues and to give thanks to God for the new week. Round the prayer up and say the benediction.



## SUPPLIES YOU WOULD NEED

- Printed Bible Lesson & Teaching Pictures
- Rhapsody of realities for kids
- ROR devotional study bible
- Verse poster
- Markers
- Pencils/pens
- Lesson-based craft supplies
- Reward stickers/badges
- Sing along
- Attendance chart

## PREPARATION

- Here are a few ideas and tips to help you get ready for the day's activities and have a wholesome Children's Church Service!
- Review the teaching outline, guide your team and devise a quick work plan to execute all the tasks outlined ahead of your service time.
- Pray for the children and every aspect of the service to be full of the spirit and have an irreversible impact on the children to the praise and glory of God.
- Print out all activity sheets enclosed with this curriculum package sufficient for the number of children in your class.
- Ensure you download related video and cue up in good time to play out on a device.
- **Arrive early!!!** at least **45 minutes** ahead of the scheduled start time for the service. Make sure you are ready and the classroom is neat and tidy before the children arrive to welcome them warmly to Church. Have the required teaching and craft supplies available and well laid out ready for use.
- **Let your creativity shine!** Feel free to explore ideas and translate the lesson for the day into decorative crafts to decorate your class or child spaces.

# CONTENT

Introduction	6
Lesson Overview	7
<b>LESSON 1:</b> What Is Faith?	8-14
<b>LESSON 2:</b> Have Faith In God	15-21
<b>LESSON 3:</b> Never Talk Fear	22-28
<b>LESSON 4:</b> Speak faith Filled Words	29-35
Activity Sheets	36-44
Answers	45-50
Birthday Celebration	51
Prayer of Salvation	52
Coming Up Next Month	



# Introduction

Loveworld Children's Ministry Specialty Curriculum is a topical scheme designed with related lessons for in-depth study of a particular subject presented with our unique learning approach.

Our theme in this curriculum is, **"Teaching On Faith"**. In this edition, there are 4 parts of lesson plan which will help our Preschoolers learn about **Faith**. The topics include; **"What Is Faith?"**, **"Have Faith In God"**, **"Never Talk Fear"** and **"Speak Faith Filled Words."** Each lesson includes a daily memory verse, interest builder, actions, affirmations, and printable activity.

1

Lesson 1 is titled **"What is Faith?"**. The children will learn that faith is proof of the things they can not see. They will learn how to hold unto God's Word like Abraham. Hallelujah!

2

Lesson 2 is titled **"Have Faith in God"**. The children will learn from the story of Joshua, that having faith in God's Word is the only way to obtain their victory. Hallelujah!

3

Lesson 3 is titled **"Never Talk Fear"**. The children will learn to have faith in God, instead of speaking fear from the story of Moses. Hallelujah!


4

This curriculum concludes with Lesson 4 titled **"Speak Faith filled Words"**. The children will learn from the story of David to speak faith-filled words no matter the situation they face. Glory to God!

## Teachers; You are Heroes!

Thank you for your service in Children's Ministry. We pray that as you teach every lesson, the children would receive the Word of God with faith and understanding, grow in grace and in the knowledge of our Lord and Saviour Jesus Christ in Jesus' Name. Amen.





# Overview

1

## WHAT IS FAITH?

**OBJECTIVE:** The children will learn that faith is proof of the things they can not see. They will learn how to hold unto God's Word like Abraham.

**INTEREST BUILDER:** Craft  
**BIBLE STUDY:** Hebrews 11:1, 8-12, 17-19 (GNT)  
**FUTHER STUDY:** Romans 4:1-3 (ICB)  
**MEMORY VERSE:** Hebrews 11:1 (GNT)

2

## HAVE FAITH IN GOD

**OBJECTIVE:** The children will learn from the story of Joshua, that having faith in God's Word is the only way to obtain their victory.

**INTEREST BUILDER:** Games  
**BIBLE STUDY:** Joshua 6:1-5, 20  
**FUTHER STUDY:** 1 John 5:4-5  
**MEMORY VERSE:** 1 John 5:4

3

## NEVER TALK FEAR

**OBJECTIVE:** The children will learn to have faith in God, instead of speaking fear from the story of Moses.

**INTEREST BUILDER:** Games  
**BIBLE STUDY:** Exodus 14:5-6, 10-16 (AMP)  
**FUTHER STUDY:** Exodus 14:21-22 (AMP)  
**MEMORY VERSE:** Romans 10:17

4

## SPEAK FAITH FILLED WORDS

**OBJECTIVE:** The children will learn from the story of David to speak faith-filled words no matter the situation they face.

**INTEREST BUILDER:** Craft  
**BIBLE STUDY:** 1 Samuel 17:4-11 (AMP)  
**FUTHER STUDY:** Mark 11:24 (NIV)  
**MEMORY VERSE:** 1 Samuel 17:26, 32, 45--50 (AMP)

1

# WHAT IS FAITH?



What is faith ??

## READ THE BIBLE

Hebrews 11:1, 8-12,  
17-19 (GNT)

# 1

# WHAT IS FAITH?



## Previous Knowledge

Hello children! Are you glad to be in church today? (Allow time for the children to respond)

Teacher should ask the kids to mention what they learnt from the previous themed curriculum. Kindly do a summary of previous curriculum theme with the kids, before introducing the new theme "Teaching On Faith".

## Welcome & First Activity

**Teacher:** kindly establish relationship with the kids when they arrive. It is good to have a conversation, sing and pray before start of the lesson. (Prepare the room together)

## Introduction

This month, we will start with a new theme titled "Faith. And our topic today is "What is faith?". .

Teacher: Use the craft to introduce the lesson in a fun way



## OBJECT LESSON CRAFT

(I have faith)

### Materials:

- Cardboard
- Pencil
- Glue
- Fabric
- Scissors
- Cello-tape

### Method:

- Write the letters 'I Have Faith' on the cardboard boldly.
- Use the scissors to cut out the letters.
- Place the letters to the fabrics and cut it to the shape of the letter.
- Leave enough space to fold the fabric over to the letters.
- Use a glue on the letter and fold the fabric to the letter.
- Hang on the wall by putting a cello-tape to the back of the letters.

# READ THE BIBLE



Teacher: read to the children Hebrews 11:1, 8-12, 17-19 (GNT)

To have faith is to be sure of the things we hope for, to be certain of the things we cannot see. It was faith that made Abraham obey when God called him to go out to a country which God had promised to give him. He left his own country without knowing where he was going. By faith he lived as a foreigner in the country that God had promised him. He lived in tents, as did Isaac and Jacob, who received the same promise from God. For Abraham was waiting for the city which God has designed and built, the city with permanent foundations.

It was faith that made Abraham able to become a father, even though he was too old and Sarah herself could not have children. He trusted God to keep his promise. Though Abraham was practically dead, from this one man came as many descendants as there are stars in the sky, as many as the numberless grains of sand on the seashore.

It was faith that made Abraham offer his son Isaac as a sacrifice when God put Abraham to the test. Abraham was the one to whom God had made the promise, yet he was ready to offer his only son as a sacrifice. God had said to him, "It is through Isaac that you will have the descendants I promised." Abraham reckoned that God was able to raise Isaac from death—and, so to speak, Abraham did receive Isaac back from death.

Also read Romans 4:1-3 (ICB)

So what can we say about Abraham, the father of our people? What did he learn about faith? If Abraham was made right by the things he did, then he had a reason to brag. But he could not brag before God. The Scripture says, "Abraham believed God. And that faith made him right with God."

# Highlight

- **Faith is the proof of things not seen!**
- **Abraham, the man of faith!**
- **Have faith in God!**
- **Believe and trust in God!**



## Story TIME

The Lord told Abraham to leave his father's house to a land that He would show him. Abraham believed in God and left. Some other time, God told him that he would have a son, even though he and Sarah his wife were old, but he believed God. God also told him to sacrifice his only son Isaac, and he believed that God would raise Isaac from the dead.

Even though Abraham didn't see the promises that God made to him, his faith was proof that what God had promised will surely come to pass. And they all came to pass. God gave him with a son, willed the whole world to him, blessed him and made him a blessing to others.

When you read the scriptures and see what God has said about you, don't doubt it. Have faith in God's word and speak it into being. Don't see sickness, failure or pain; but see goodness, favour and abundance for that is what He has made available for you. Keep your trust in God's Word for it never fails. Faith always wins. Hallelujah!

### Practice the Bible Story

Ask the children to stand and sit three times. Then explain to them that when you sit in a chair, you're showing faith that the chair will hold you. That's the same way they are to trust in the Word of God, knowing that the Word will keep and preserve them always.

# BIBLE QUIZ

Ask the children the following questions to ensure they understood the lesson. Make session interactive.

---

1. Abraham \_\_\_\_\_ when God told him to leave his father's house.  
**A) Obeyed B) Disobeyed.**
2. God told Abraham to sacrifice \_\_\_\_\_.  
**A) Isaac B) Jacob.**
3. God promised Abraham a \_\_\_\_\_.  
**A) Son B) Car.**
4. With faith, you're sure of the things you hope for. **True/ False.**
5. Declare only what God has said about you.  
**True/ False.**



# MEMORY VERSE

Hebrews 11:1 (GNT)

"To have faith is to be sure of the things we hope for, to be certain of the things we cannot see."

## Practice the Memory Verse

Say the words and have the children repeat them back to you.

Now sing the words to the children.

Show with your hands to help the children remember the words easily.

## PRAYER

"Dear Father, I thank you for giving me faith, I act on it today to do great things, in Jesus Name."  
Amen!

## WORD AFFIRMATION

My faith is strong!

I'm moving forward and making progress every day!

My faith prevails over every situation!



**Birthday Time** » (Go to page 50)



# SING ALONG



"Everyday"

By Simeon Rich and  
Loveworld Singers

**Everyday You are my portion  
Everyday my cup overflows  
Lord Jesus, the glory of my  
strength  
In Your favor my horn is  
exalted  
Everyday You load me with  
benefits  
Everyday new mercies I see  
Oh Lord, Your testimonies are  
sure  
I rejoice in You the God of my  
salvation  
Everyday!**

## DOWNLOAD LINK

<https://ceflix.org/videos/watch/1858380>

## TEACHER DO:

Practise the song  
Have the children seated or standing  
Use actions (Show of hands) to help  
the children remember the song.



SCAN TO VISIT SITE

# MEMORY VERSE

WEEK

1

**SUNDAY**

**Hebrews 11:1 (GNT)**

**"To have faith is to be sure of the things we hope for, to be certain of the things we cannot see."**

**MONDAY**

**Hebrews 11:2 (GNT)**

**"It was by their faith that people of ancient times won God's approval."**

**TUESDAY**

**Hebrews 11:3 (GNT)**

**"It is by faith that we understand that the universe was created by God's word."**

**WEDNESDAY**

**Hebrews 11:8 (GNT)**

**"It was faith that made Abraham obey when God called him to go out to a country which God had promised to give him."**

**THURSDAY**

**Hebrews 11:11 (GNT)**

**"It was faith that made Abraham able to become a father."**

**FRIDAY**

**Hebrews 11:17 (GNT)**

**"It was faith that made Abraham offer his son Isaac as a sacrifice when God put Abraham to the test."**

**SATURDAY**

**Hebrews 11:19 (GNT)**

**"Abraham reckoned that God was able to raise Isaac from death."**



# 2

## HAVE FAITH IN GOD



# 2

## Have Faith In God

READ THE **BIBLE**

Joshua 6:1-5, 20



### Previous Knowledge

Hello children! Are you glad to be in church today? (Allow time for the children to respond)

Teacher should ask the kids to mention what they learnt from the previous week, and add a short recap of the lesson highlights learnt previously as a way of reminding the kids of the important nuggets from the previous class.

### Welcome & First Activity

**Teacher:** kindly establish relationship with the kids when they arrive. It is good to have a conversation, sing and pray before start of the lesson. (Prepare the room together)

### Introduction

This curriculum focuses on a new unique theme "Teaching On Faith". And our topic today is "Have Faith In God".

**Teacher:** Use the craft to introduce the lesson in a fun way.



### OBJECT LESSON Game (Sort out the balloons)

#### Materials:

- Have 4 different colors of 20 balloons in a box (red, yellow, blue, and green)
- Using a paper cello-tape, write on the red balloons (Have), on the yellow balloon (faith), on the blue balloons (in), and on the green balloons (God).
- Keep 4 empty cartons that the children will sort the balloons into.
- Pick 4 children for each round, send them to the box of balloons, giving each child a specific colour to sort out and the carton to drop it.
- Use the balloons to teach them the topic for today.
- Have fun

# READ THE BIBLE



Teacher: read to the children Joshua 6:1-5, 20

Now Jericho was straitly shut up because of the children of Israel: none went out, and none came in. And the LORD said unto Joshua, See, I have given into thine hand Jericho, and the king thereof, and the mighty men of valour. And ye shall compass the city, all ye men of war, and go round about the city once. Thus shalt thou do six days.

And seven priests shall bear before the ark seven trumpets of rams' horns: and the seventh day ye shall compass the city seven times, and the priests shall blow with the trumpets.

And it shall come to pass, that when they make a long blast with the ram's horn, and when ye hear the sound of the trumpet, all the people shall shout with a great shout; and the wall of the city shall fall down flat, and the people shall ascend up every man straight before him.

So the people shouted when the priests blew with the trumpets: and it came to pass, when the people heard the sound of the trumpet, and the people shouted with a great shout, that the wall fell down flat, so that the people went up into the city, every man straight before him, and they took the city.

Also read 1 John 5:4-5

For whatsoever is born of God overcometh the world: and this is the victory that overcometh the world, even our faith. Who is he that overcometh the world, but he that believeth that Jesus is the Son of God?

## Highlight

- **Have faith in God!**
- **Joshua had faith in God's Word!**
- **Declare your victory always!**



## Story TIME

Joshua was a man who had faith in God's Word. Once upon a time, God sent Joshua to take over Jericho. Jericho was surrounded by a strong wall and a gate that was locked. God told Joshua to tell the children of Israel, "Walk round the city for seven days, on the 7th day, walk seven times and then shout for victory". Joshua and the children of Israel had faith in God's word and on the 7th day, the wall fell flat.

What challenges are you facing? Do you want to be excellent at school? Do you have a friend that you have been trying to lead to Christ? Are you feeling pains in your body? The Word of God is the answer to every challenge. Have faith in God's word because that is the proof of your victory. Declare God's word over that situation and shout for victory. Glory!

### Practice the Bible Story

Lead the children in the affirmation and encourage them to say it through out the week.

# BIBLE QUIZ

Ask the children the following questions to ensure they understood the lesson. Make session interactive.

---

1. \_\_\_\_\_ had faith in God?  
**A) Joshua B) Goliath.**
2. Joshua was sent to take over \_\_\_\_\_?  
**A) Jerusalem B) Jericho.**
3. God told them to walk round Jericho for \_\_\_\_\_ days? **A) 7 B) 1.**
4. Your Faith is the victory. **True/ False.**
5. The wall of Jericho fell flat. **True/ False.**



# MEMORY VERSE

1 John 5:4

For whatsoever is born of God overcometh the world.

## Practice the Memory Verse

Say the words and have the children repeat them back to you.

Now sing the words to the children.

Show with your hands to help the children remember the words easily.

## PRAYER

"Thank you Father for making me victorious in Christ Jesus." Amen!

## WORD AFFIRMATION

I am a world overcomer!

I am reigning with Christ!

I am divinely protected!



**Birthday Time** » ( Go to page 50 )



# SING

# ALONG



**"Sound of Victory"**

**By Treasure and  
Loveworld Singers**



**I hear the sound of victory  
As we praise You  
You are great, oh Lord  
Demons tremble  
Gates are open  
In Your name Lord Jesus**

**Hallelujah  
We proclaim  
The victories we have won  
From the nations  
Shouts of glory  
To you lord, most High**

**DOWNLOAD LINK**

<https://ceflix.org/videos/watch/1861455>

**TEACHER DO:**

Practise the song  
Have the children seated or standing  
Use actions (Show of hands) to help  
the children remember the song.



**SCAN TO VISIT SITE**

# MEMORY VERSE

WEEK

2

**SUNDAY**

**1 John 5:4**

**“For whatsoever is born of God overcometh the world.”**

**MONDAY**

**1 John 5:4b**

**“This is the victory that overcometh the world, even our faith.”**

**TUESDAY**

**1 John 5:5**

**“Who is he that overcometh the world, but he that believeth that Jesus is the Son of God?”**

**WEDNESDAY**

**Joshua 10:25**

**“And Joshua said unto them, Fear not, nor be dismayed, be strong and of good courage..”**

**THURSDAY**

**Hebrews 11:30**

**“By faith the walls of Jericho fell down, after they were compassed about seven days..”**

**FRIDAY**

**Joshua 10:8**

**“Fear them not: for I have delivered them into thine hand; there shall not a man of them stand before thee.”**

**SATURDAY**

**Joshua 6:20**

**“And the people shouted with a great shout, that the wall fell down flat.”**

**3**

**NEVER TALK FEAR**



**I AM BOLD**



# 3

## NEVER TALK FEAR

### READ THE BIBLE

Exodus 14:5-6, 10-16(AMP)



### Previous Knowledge

Hello children! Are you glad to be in church today? (Allow time for the children to respond).

Teacher should ask the kids to mention what they learnt from the previous week, and add a short recap of the lesson highlights learnt previously as a way of reminding the kids of the important nuggets from the previous class.

### Welcome & First Activity

**Teacher:** kindly establish relationship with the kids when they arrive. It is good to have a conversation, sing and pray before start of the lesson. (Prepare the room together)

### Introduction

This curriculum focuses on a new unique theme "Teaching On Faith". And our topic today is "Never Talk Fear".

**Teacher:** Use the craft to introduce the lesson in a fun way.



### OBJECT LESSON GAME

Write 'I live by faith' on heavy paper or cardboard, and then cut it into puzzle pieces for the children to assemble

# READ THE BIBLE



Teacher: read to the children Exodus 14:5-6, 10-16(ICB)

The king of Egypt was told that the people of Israel had already left. Then he and his officers changed their minds about them. They said, "What have we done? We have let the people of Israel leave. We have lost our slaves!" So the king prepared his war chariot and took his army with him.

The Israelites saw the king and his army coming after them. They were very frightened and cried to the Lord for help. They said to Moses, "What have you done to us? Why did you bring us out of Egypt to die in the desert? There were plenty of graves for us in Egypt. We told you in Egypt, 'Let us alone! Let us stay and serve the Egyptians.' Now we will die in the desert."

But Moses answered, "Don't be afraid! Stand still and see the Lord save you today. You will never see these Egyptians again after today. You will only need to remain calm. The Lord will fight for you."

Then the Lord said to Moses, "Why are you crying out to me? Command the people of Israel to start moving. Raise your walking stick and hold it over the sea. The sea will split. Then the people can cross the sea on dry land."

Also read Exodus 14:21-22 (ICB)

Moses held his hand over the sea. All that night the Lord drove back the sea with a strong east wind. And so he made the sea become dry ground. The water was split. And the Israelites went through the sea on dry land. A wall of water was on both sides."

## Highlight

- **Never talk fear!**
- **Moses used his faith to divide the Red sea!**
- **Moses had faith in God!**



## Story TIME

When the children of Israel left Egypt, they got to the Red Sea and realized that Pharaoh was coming after them with his chariots. They were so fearful and started to speak fear. It looked so impossible to cross through the water. But Moses answered, "Don't be afraid! Stand still and see the Lord save you today. You will never see these Egyptians again after today. You will only need to remain calm. The Lord will fight for you." Moses through faith stretched his rod and the Red Sea divided for the children of Israel to walk on dry land Glory!

Do you cry when you feel pain? When you read and you don't understand, do you get angry? Do you talk only about fear when facing a challenge? No! That's not how to use your faith. Declare God's word over any situation you don't like. Give God thanks knowing that the situation has changed. Hallelujah!

### Practice the Bible Story

Discuss with the children, how they will use their faith to win souls to this week.

# BIBLE QUIZ

Ask the children the following questions to ensure they understood the lesson. Make session interactive.

---

1. When the children of Israel left Egypt, they journeyed towards the \_\_\_\_\_ sea.  
**A) Blue B) Red.**
2. Who told Moses to stretch his rod?  
**A) God B) His father.**
3. After Moses stretched his rod, the Red sea \_\_\_\_\_.  
**A) Divided B) Became blue.**
4. Speak God's word over situations. **True/ False.**
5. Give God thanks after you have declared God's word. **True/ False.**



## MEMORY VERSE

Mark 11:24 (NIV)

"Whatever you ask for in prayer, believe that you have received it, and it will be yours."

### Practice the memory verse

Say the words and have the children repeat them back to you.

Now sing the words to the children.

Show with your hands to help the children remember the words easily.

## PRAYER

"Dear Father, I thank you for my words are full of power and as I speak, every situation changes for good, in Jesus Name." Amen!

## WORD AFFIRMATION

I can do all things through Christ that strengthens me!

I am the first and best!

I have an excellent spirit!



**Birthday Time** » ( Go to page 50 )



# SING ALONG



## "Lord Saviour Divine"

By Uche and  
Loveworld Singers

**Love of God, Father's Son  
Manifest  
The fullness of divinity  
became flesh (2X)  
Lord Jesus, You are the living  
Word (2X)**

**Lord, Saviour divine  
My heart beats with your life  
Your Spirit lives in me  
You paid for sin when you  
died  
Conquered the grave when  
You rose  
You are the living God**

### DOWNLOAD LINK

<https://ceflix.org/videos/watch/186740>

### TEACHER DO:

Practise the song  
Have the children seated or standing  
Use actions (Show of hands) to help  
the children remember the song.



SCAN TO VISIT SITE

# MEMORY VERSE

WEEK

3

**SUNDAY**

**Mark 11:24 (NIV)**

**"Whatever you ask for in prayer, believe that you have received it, and it will be yours."**

**MONDAY**

**Matthew 21:22 (NIV)**

**"If you believe, you will receive whatever you ask for in prayer."**

**TUESDAY**

**Hebrews 11:20 (NIV)**

**"By faith Isaac blessed Jacob and Esau in regard to their future."**

**WEDNESDAY**

**Hebrews 11:29 (NIV)**

**"By faith the people passed through the Red Sea as on dry land"**

**THURSDAY**

**Hebrews 11:30 (NIV)**

**"Yby faith the walls of Jericho fell."**

**FRIDAY**

**Hebrews 11:4 (NIV)**

**"By faith Abel brought God a better offering than Cain did. "**

**SATURDAY**

**Hebrews 11:3 (NIV)**

**"It is by faith we understand that the whole world was made by God's command."**

**4**

# **SPEAK FAITH FILLED WORDS**



# 4

## SPEAK FAITH FILLED WORDS

READ THE **BIBLE**

1 Samuel 17:4-11 (AMP)



### Previous Knowledge

Hello children! Are you glad to be in church today? (Allow time for the children to respond)

Teacher should ask the kids to mention what they learnt from the previous week, and add a short recap of the lesson highlights learnt previously as a way of reminding the kids of the important nuggets from the previous class.

### Welcome & First Activity

**Teacher:** kindly establish relationship with the kids when they arrive. It is good to have a conversation, sing and pray before start of the lesson. (Prepare the room together)

### Introduction

This curriculum focuses on a new unique theme "Teaching On Faith". And our topic today is "Speak Faith Filled Words".

Teacher: Use the craft to introduce the lesson in a fun way.



### OBJECT LESSON CRAFT (Fruity affirmation verse)

#### Items needed

Fruity affirmation template  
Carton  
Pop stick  
Scissors  
Glue  
Tape

#### To do:

- Print and cut out the template.
- Use the fruity template to trace the fruits on the carton and cut out.
- Glue the different fruits on the cut-out cartons.
- Tape the pop stick to each fruit.

#### Scriptures to be used on each one:

- I am a doer of God's Word!
- The Word of God is producing result in me!
- The Word of God is light to my path!
- I can do all things through Christ that strengthens me!
- I am the first and best!
- I have an excellent spirit!



# READ THE BIBLE



**Teacher: read to the children 1 Samuel 17:4-11 (NIV)**

A champion named Goliath, who was from Gath, came out of the Philistine camp. His height was six cubits and a span. He had a bronze helmet on his head and wore a coat of scale armor of bronze weighing five thousand shekels; on his legs he wore bronze greaves, and a bronze javelin was slung on his back. His spear shaft was like a weaver's rod, and its iron point weighed six hundred shekels. His shield bearer went ahead of him.

Goliath stood and shouted to the ranks of Israel, "Why do you come out and line up for battle? Am I not a Philistine, and are you not the servants of Saul? Choose a man and have him come down to me. If he is able to fight and kill me, we will become your subjects; but if I overcome him and kill him, you will become our subjects and serve us." Then the Philistine said, "This day I defy the armies of Israel! Give me a man and let us fight each other." On hearing the Philistine's words, Saul and all the Israelites were dismayed and terrified.

**Also read 1 Samuel 17:26, 32, 45--50 (NIV)**

David asked the men standing near him, "What will be done for the man who kills this Philistine and removes this disgrace from Israel? Who is this uncircumcised Philistine that he should defy the armies of the living God?" David said to Saul, "Let no one lose heart on account of this Philistine; your servant will go and fight him."

David said to the Philistine, "You come against me with sword and spear and javelin, but I come against you in the name of the LORD Almighty, the God of the armies of Israel, whom you have defied. This day the LORD will deliver you into my hands, and I'll strike you down and cut off your head. This very day I will give the carcasses of the Philistine army to the birds and the wild animals, and the whole world will know that there is a God in Israel. All those gathered here will know that it is not by sword or spear that the LORD saves; for the battle is the LORD's, and he will give all of you into our hands."

As the Philistine moved closer to attack him, David ran quickly toward the battle line to meet him. Reaching into his bag and taking out a stone, he slung it and struck the Philistine on the forehead. The stone sank into his forehead, and he fell facedown on the ground.

So David triumphed over the Philistine with a sling and a stone; without a sword in his hand he struck down the Philistine and killed him.

# Highlight

- **David had faith in God!**
- **David defeated Goliath with Words!**
- **Study God's Word!**



## Story TIME

The Philistines were at war with the Israelites. Goliath was a giant and a soldier in the Philistine army. The Israelites were afraid of him. He spoke words of fear and threatened the army of Israel.

One day, David heard Goliath talking and asked the armies of the children of Israel what they would do for the man who defeated Goliath. He was told the reward and without fear, he went to confront Goliath with a stone and a sling.

David used words to defeat Goliath. He kept speaking God's word and just a sling of stone, Goliath was on the ground defeated.

Through studying God's Word, you will know what to say when faced with challenges. Always study God's word and have time to confess those words.

### Practice the Bible Story

Encourage the children to give themselves wholly to the Word of God this week by reading and memorizing the memory verses for the week.

# BIBLE QUIZ

Ask the children the following questions to ensure they understood the lesson. Make session interactive.

---

1. \_\_\_\_\_ was a gaint? **A) Goliath B) Samuel.**
2. Who fought Goliath? **A) David B) Samson.**
3. \_\_\_\_\_ were afraid of Goliath.  
**A) Syria B) The Israelites.**
4. Studying God's Word is important. **True/ False.**
5. By studying God's Word, you will know what to say in the face of challenges. **True/ False.**



# MEMORY VERSE

Romans 10:17

"So then faith cometh by hearing, and hearing by the word of God."

## Practice the Memory Verse

Say the words and have the children repeat them back to you.

Now sing the words to the children.

Show with your hands to help the children remember the words easily.

# PRAYER

"Dear Lord, as I exercise my faith by acting on God's Word, it becomes big and strong, in Jesus Name." Amen!

# WORD AFFIRMATION

I am a doer of God's Word!

The Word of God is producing result in me!

The Word of God is light to my path!



**Birthday Time** » (Go to page 50)




# SING ALONG



**"Your Word is eternal"**

**By Blessing and  
Loveworld Singers**



**Lord your word is eternal  
And it stands forever more  
The heavens and the earth  
shall pass away  
But Your word never fails**

**From generation to  
generation  
You are consistent in your  
faithfulness  
This is the basis of my  
confidence  
Lord, Your word never fails**

## DOWNLOAD LINK

<https://ceflix.org/videos/watch/1865136>

## TEACHER DO:

Practise the song  
Have the children seated or standing  
Use actions (Show of hands) to help  
the children remember the song.



SCAN TO VISIT SITE

# MEMORY VERSE

WEEK

4

**SUNDAY**

**Romans 10:17**

**"So then faith cometh by hearing, and hearing by the word of God."**

**MONDAY**

**1 Corinthians 2:5**

**"That your faith should not stand in the wisdom of men, but in the power of God."**

**TUESDAY**

**Phillipians 4:13**

**"I can do all things through Christ which strengtheneth me."**

**WEDNESDAY**

**Galatians 2:20b**

**"The life which I now live in the flesh I live by the faith of the Son of God, who loved me, and gave himself for me."**

**THURSDAY**

**Psalms 46:10**

**"Be still, and know that I am God"**

**FRIDAY**

**Proverb 3:5 (ICB)**

**"Trust the Lord with all your heart."**

**SATURDAY**

**Mark 9:23**

**"Jesus said unto him, If thou canst believe, all things are possible to him that believeth.."**



# PRINTABLE ACTIVITY SHEETS



Preschool



1

## What is faith?

Hebrews 11:1 GNT

Ages 1-2years

"To have faith is to be sure of the things we hope for, to be certain of the things we cannot see."

NAME: \_\_\_\_\_

## JIGSAW PUZZLE

Print and cut along in bits and ask the kids to reassemble





## What is faith?

Hebrews 11:1 GNT

Ages 3-5years

"To have faith is to be sure of the things we hope for,  
to be certain of the things we cannot see."

NAME: \_\_\_\_\_

## Spelling

Draw a line to the correct answer

Da\_id

Speak

Golia\_th

Word

W\_rd

Study

Spe\_k

Goliath

Stud\_

David



2

## Have Faith In God


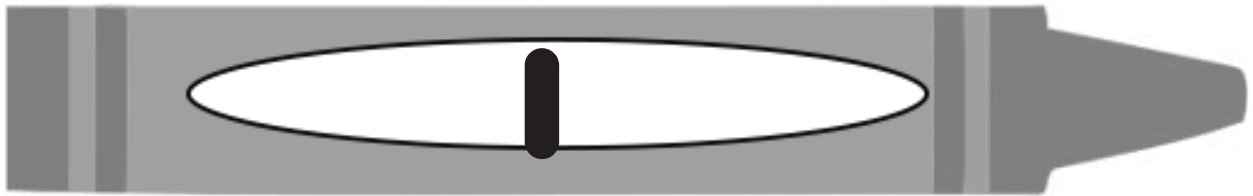
1 John 5:4

Ages 1-2years

"For whatsoever is born of God overcometh the world."

NAME:

Paint each crayon with different  
Colours





## Have Faith In God

1 John 5:4

Ages 3-5years

"For whatsoever is born of God overcometh the world."

NAME: \_\_\_\_\_

### Handwriting Practice

Practice handwriting using each word below

I Have Faith In God

I Have Faith In God

I Have Faith In God

I Have Faith In God

I Have Faith In God

I Have Faith In God

I Have Faith In God

I Have Faith In God

I Have Faith In God

I Have Faith In God

3

## Never Talk Fear

Romans 10:17 (ICB)

Ages 1-2years

"So faith comes from hearing the Good News. And people hear the Good News when someone tells them about Christ."

NAME:

Circle the colour of each alphabet

**F** - Red, Yellow, Green

**A** - Blue, Yellow, Pink

**I** - Red, Blue, Green

**T** - Red, Purple, White

**H** - Blue, Orange, Pink

3

## Never Talk Fear

Romans 10:17 (ICB)

Ages 3-5years

"So faith comes from hearing the Good News. And people hear the Good News when someone tells them about Christ."

NAME: \_\_\_\_\_

## WORD MATCH

Circle the alphabets that match the first alphabet in each row

**F-** F - F - A - B - C

**A-** C - A - Y - A

**I-** U - I - I - I

**T-** T - G - T - G

**H-** H - H - J - H

# 4

## Speak Faith Filled Words

Mark 11:24 (NIV)

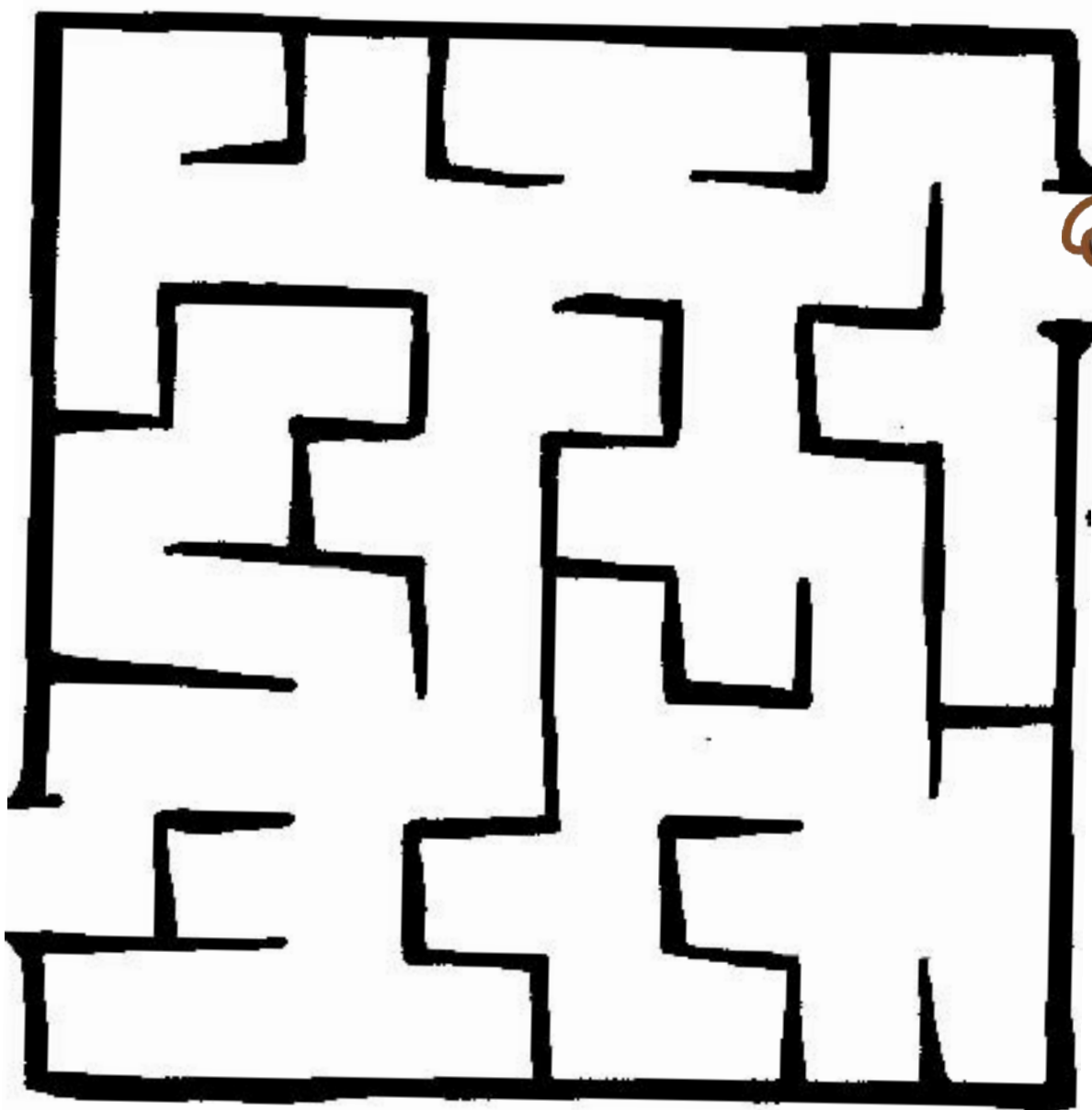
Ages 1-2years

"Therefore I tell you, whatever you ask for in prayer, believe that you have received it, and it will be yours"

NAME: \_\_\_\_\_

### Fun Maze

Help David find his stone and sling



# 4

## Speak Faith Filled Words

Mark 11:24 (NIV)

Ages 3-5years

"Therefore I tell you, whatever you ask for in prayer, believe that you have received it, and it will be yours"

NAME: \_\_\_\_\_

## Count and colour

Count the alphabets and colour the correct number

**FFFFFFF**

10    7    5

**AAAA**

8    4    3

**IIIIIIII**

2    1    9

**TT**

6    2    3

**HHHHHHHHHH**

8    5    10

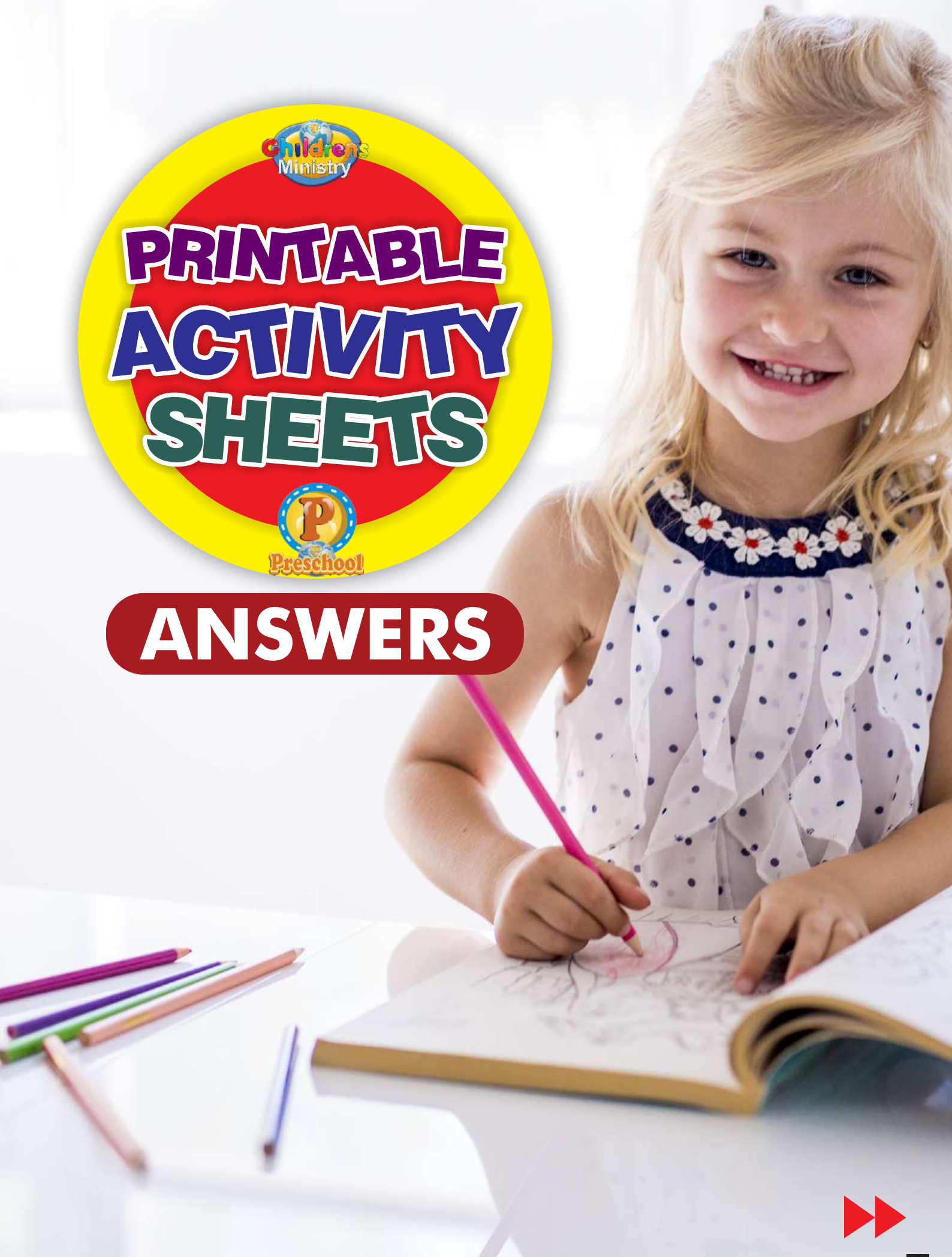


# PRINTABLE ACTIVITY SHEETS



Preschool

## ANSWERS



1

**What is faith?****Hebrews 11:1 GNT****Ages 3-5years**

"To have faith is to be sure of the things we hope for,  
to be certain of the things we cannot see."

NAME: \_\_\_\_\_

**Spelling****Draw a line to the correct answer**

Da\_id

Speak

Golia\_th

Word

W\_rd

Study

Spe\_k

Goliath

Stud\_

David



3

**Never Talk Fear**

Romans 10:17 (ICB)

Ages 1-2years

"So faith comes from hearing the Good News. And people hear the Good News when someone tells them about Christ."

NAME: **Circle the colour of each alphabet****F** - Red, Yellow, Green**A** - Blue, Yellow, Pink**I** - Red, Blue, Green**T** - Red, Purple, White**H** - Blue, Orange, Pink

3

## Never Talk Fear

Romans 10:17 (ICB)

Ages 3-5years

"So faith comes from hearing the Good News. And people hear the Good News when someone tells them about Christ."

NAME: 

## WORD MATCH

Circle the alphabets that match the first alphabet in each row

F- F-F-A-B-C

A- C-A-Y-A


I- U-I-I-I

T- T-G-T-G

H- H-H-J-H

**4****Speak Faith Filled Words****Mark 11:24 (NIV)****Ages 1-2years**

"Therefore I tell you, whatever you ask for in prayer,  
believe that you have received it, and it will be yours"

**NAME:** \_\_\_\_\_**Fun Maze**  
**Help David find his stone and sling**

4

## Speak Faith Filled Words

Mark 11:24 (NIV)

Ages 3-5years

"Therefore I tell you, whatever you ask for in prayer, believe that you have received it, and it will be yours"

NAME: \_\_\_\_\_

## Count and colour

Count the alphabets and colour the correct number

**FFFFFFF**

10 7 5

**AAAA**

8 4 3

**IIIIIIII**

2 1 9

**TT**

6 2 3

**HHHHHHHHHH**

8 5 10

## TO ALL OUR CELEBRANTS

### TEACHER'S TIP

- Call out the kids who had their birthday during the week.
- Introduce each child to the class.
- \_\_\_\_\_ had his birthday on (the day of the week). He/she will be \_\_\_\_\_ years old.
- As a class, sing "Happy birthday" to them.
- Then pray for the celebrants.



# PRAYER OF SALVATION

"Oh Lord God, I come to you in the Name of your Son, Jesus Christ. I believe in my heart that He came into this world and died for my sins and the sins of the whole world. I believe that He was raised up from the dead and He is alive today. I confess with my mouth, that Jesus Christ is Lord of my life. I receive eternal life into my spirit. Therefore, I declare that I am saved. I am born again. I now have Christ dwelling in me.  
Thank you Father. Amen!"



COMING

UP

NEXT

We trust that you have made judicious use of this curriculum and have impacted the children mightily. Our next specialty Curriculum shall be more glorious as we teach our Preschoolers on a new theme, **“Who You Are Now”** with inspiring topic such as;

- **A New Creature**
- **The Blessed One**
- **One With The Lord**
- **Always Full Of Joy**

See You soon!!!

**AVAILABLE NOW!**

# Three New Titles

From The Bible

## Character Series



The Bible Character Series features Bible Heroes who through their exemplary lives of faith and obedience to God's word prevailed over situations and circumstances. Each series is illustrated and the story presented in an exciting manner, making it a must have for every child.

For More Information and Enquiries  
Please Call: 08123445243 or  
Email: [info@loveworldchildrensministry.org](mailto:info@loveworldchildrensministry.org)

**Get copies for your kids Now!!**



# CHILD EVANGELISM TRACTS



**Available in 100, 500 & 1000 Pack Bundles!**

For More Information and Enquiries Please Call: 08123445243 or  
Email: [info@loveworldchildrensministry.org](mailto:info@loveworldchildrensministry.org)





# *TEACHER'S* **TRAINING**

*Featuring:*

- 📌 Tier-1 Training Program
- 📌 Tier-2 Training Program
- 📌 New Teacher's Certification
- 📌 Special Themed Courses
- 📌 Bible Craft Workshop
- 📌 Zonal Teachers' Convention
- 📌 Quarterly Summit

**Enroll your Teachers NOW!**

For More Information and  
Enquiries Please Call: 08123445243 or  
Email: [info@loveworldchildrensministry.org](mailto:info@loveworldchildrensministry.org)


Also  
**Available**

New Release!!!

**ORDER  
NOW!**



For Elementary (Ages 6-10)



For Preteens (Ages 11-12)

For More Information and Enquires Please Call: 08123445243 or  
Email: [childrensministry@loveworld360.com](mailto:childrensministry@loveworld360.com)  
Raising Champions...Influencing Tomorrow



Be Inspired  
And Have  
Lots  
Of Fun !



*Raising Champions... Influencing Tomorrow ...!*



[www.christembassy.org](http://www.christembassy.org)

ISSN 2659010-7



2659 0103