

Also Inside ▶▶

- **Teacher's Guide**
- **Sing-Along**
- **Activity Sheets**



KEYS TO SPIRITUAL SUCCESS

SPECIALTY CURRICULUM



AGES
3-5
years



Published by Loveworld Children's Ministry, Loveworld Inc., a.k.a Christ Embassy. Unless otherwise indicated, all Scripture quotations are taken from the King James Version of the Bible.

KEYS FOR OTHER BIBLE TRANSLATIONS

USED:

- NKJV -New King James Version
- AMP -The Amplified Bible
- TANT -The Amplified New Translation
- TLB -The Living Bible
- CEV -Contemporary English Version
- NASB -New American Standard Bible
- ISV -International Standard Version
- NIV -New International Version
- MSG -The Message Translation
- WEB -The World English Bible
- TNLT -The New Living Translation
- ASV -American Standard Version
- TEV -Today's English Version
- RSV -Revised Standard Version
- GNB -Good News Bible
- WNT -Weymouth New Testament
- NRSV -New Revised Standard Version
- MOFFAT -Moffatt, New Translation

Email: info@loveworldchildrensministry.org
 Copyright © 2024 Loveworld Children's
 Loveworld Inc, a.k.a Christ Embassy

ISSN 2659-0107 FOR MORE INFORMATION AND TO PLACE ORDERS

United Kingdom

LoveWorld Unit C2,
 Thames View Business Centre,
 Barlow Way Rainham-Essex,
 RM13 8BT.
 Tel.: +44 (0)1708 556 604
 +44(0)8001310604

USA:

Christ Embassy Houston, 8623,
 Hemlock Hill Drive Houston Texas.
 Tel: +1(800) 620-8522

NIGERIA:

Plot 105, Chris Oyakhilome Crescent,
 Abuja, Nigeria.
 Plot 22/23, Billingway Road, Oregun
 Ikeja, Lagos.
 P.O.Box 13563 Ikeja, Lagos
 Tel.: +234 1 8888186
 ISSN 2659-0107

SOUTH AFRICA:

303 Pretoria Avenue
 Cnr. Harley and Braam Fischer,
 Randburg, Gauteng 2194.
 Tel.:+27 11 326 0971

CANADA:

Loveworld Publishing Canada,
 4101, Steeles Ave W, Suite 204
 Toronto, Ontario
 Canada M3N 1V7.
 Tel: +1 416-667-9191





Our vision is to raise, train and develop a generation of Spirit-filled children who are moulded by our message, demonstrate the character of the Spirit and are poised to impact their generation with the Gospel of Jesus Christ and the vision of our Ministry.

ABOUT LOVeworld CHILDREN'S MINISTRY CURRICULUM

Loveworld Children's Ministry Curriculum is derived from the Word of God packaged in the range of ministry materials for children by our Man of God, Rev.(Dr.) Chris Oyakhilome DD. Dsc

The Curriculum is tailored to teach children aged birth to 12years segmented into four (4) levels by age groupings; Nursery Level (birth-24months), Preschool Level(ages 3-5years), Elementary Level(ages 6 – 10years) & Preteens Level (ages 11 – 12years)

OUR LEARNING APPROACH

Studies show that we retain 10% of what we READ, 20% of what we HEAR, 30% of what we SEE 50% of what we HEAR and SEE, 70% of what we DISCUSS and a whopping 90% of what we TEACH to others that we have understood and retained.

Our Curriculum integrates creative teaching methods that engages every kind of learner across all age groupings.

IDEAL CHILD PRODUCT OF LOVeworld CHILDREN'S MINISTRY CURRICULUM

The Children's Ministry Curriculum when deployed with the prescribed processes and teaching methods by trained instructors will produce a child that is;

- o Born Again
- o Set on the path of their divine destiny in God
- o Has a reason for being and a purpose for life
- o Has a distinct knowledge of who he/she is
- o Has a Global Mindset
- o Passionate about Jesus and the Gospel
- o A Leader in his/her generation
- o An influencer in his/her generation
- o A barrier to the failures of other children in his/her generation
- o Incorruptible by the corrupting influences of the world



Our goal is to achieve 90 – 100% retention of the lessons we teach them for their spiritual development and growth.

TEACHERS GUIDE



GENERAL GROUP ACTIVITIES (41 MINUTES)

1. CHECK-IN & WELCOME (5mins)

Loveworld Children's Ministry Sing-Along can play in the background of the welcome stand to make the environment welcoming. Welcome the children warmly and introduce yourself with a smile. Tell them to welcome each other as well. They can ask for their names, especially the children that don't know each other.

2. ASSEMBLY

Assembly time gives opportunity for interaction across all age groupings as one big group. Children should be ushered to the assembly area straight after completing the check-in process. The Assembly Leader should be of a boisterous, cheerful personality that can engage every child and set the tone to help them get excited and ready for the day's activities before they break away to their individual classes.

Opening Prayer (1Min)

Teacher appoints a child to lead the opening prayer

Loveworld Anthem (5Mins)

- God of Heaven and Earth
- We are Loveworld

Teacher kindly lead the children to sing along

Pastor Chris Live Pray-a-thon Segment Prayer (15mins)

The teacher leads the children to pray in tongues profusely using the Pray-a-thon post on the Pastor Chris Live platform www.pastorchrislive.org

Unending Praise Segment (15mins)

The teacher leads the children to sing along the songs for unending praise for that day. The teacher should make the songs available by visiting the LMAM website www.lmam.org or clicking on the link as seen below.



AGE LEVEL ACTIVITIES (30 MINUTES)

Rhapsody of Realities "Read To Me" Time (5 mins)

Read the Rhapsody of Realities for Kids (Age 1-5) for the day and lead the kids in the confession enclosed in the devotional article.

Last week Review Time (5mins)

Children should say the topic and recite the memory verse for last week. They should briefly tell the class what they learn last week.

Bible Lesson Time (20 minutes)

Make the lesson interactive with the kids. Ask questions as you teach to ensure they are actively taking part. Use the interest builder to get their attention and relate the topic to them.

RELATE TIME (44 minutes)

Salvation Moment (3 minutes)

Lead children who are yet to make Jesus their friend in the salvation prayer.

Confession (5 mins)

Lead the children in confession using the confessions and affirmations at the end of each lesson.

Welcome First Timers (2 mins)

Welcome first-timers singing the Christ Embassy welcome song and encourage the other children.

Tithe, Offering, Partnerships and Special Seeds (5 mins)

Tell the kids to bring out their offering and other seeds. Using the offering bag, go round and collect the offerings. Sing a Loveworld song that the kids already know. Then get envelopes for first fruits from adult church and give to the kids that came with their first fruits. Those that gave for first fruits should be allowed to take it to the altar.

Friendship Circle Time (Cell Meeting) (30 mins)

The children should divide themselves according to their cell groups.

ACTIVITY & SNACK TIME (10 MINUTES)

Snack time (5mins)

The kids can have the snacks that they brought to church.

Activity Time (Optional) (5mins)

If there is still time, keep the children busy with the lesson activity for the day

CLOSING (5 MINUTES)

Focus for the month (3mins)

- Partnership Launch in children's church-

Your Loveworld with Pastor Chris (kids should participate with their parents)

kindly follow our superuser for highlights from the program. @lwcms @lwcmscc

Say yes to kids campaign still continues

- **Healing Streams live Healing Service with Pastor Chris**

-. Preparation for Healing Streams

Invite your friends for Healing streams with Pastor Chris

Discuss with your Mummy and Daddy to make your sitting room a viewing center where your friends can watch the program.

Closing Prayer, Benediction and Check Out Time (3 mins)

Lead the children in prayer. Engage them to speak in tongues and to give thanks to God for the new week. Round the prayer up and say the benediction.

SUPPLIES YOU WILL NEED

Printed Bible Lesson & Teaching Pictures

Reward stickers/badges

Verse poster

Markers

Rhapsody of Realities for kids

ROR devotional study bible

Pencils/pens

Lesson-based craft supplies

Sing along

Attendance chart

PREPARATION

Here are a few ideas and tips to help you get ready for the day's activities and have a wholesome Children's Church Service!

Review the teaching outline, guide your team and devise a quick work plan to execute all the tasks outlined ahead of your service time. Pray for the children and every aspect of the service to be full of the spirit and have an irreversible impact on the children to the praise and glory of God.

Print out all activity sheets enclosed with this curriculum package sufficient for the number of children in your class. Ensure you download related video and cue up in good time to play out on a device.

Arrive early!!! at least 45 minutes ahead of the scheduled start time for the service.

Make sure you are ready and the classroom is neat and tidy before the children arrive to welcome them warmly to Church. Have the required teaching and craft supplies available and well laid out ready for use.

Let your creativity shine! Feel free to explore ideas and translate the lesson for the day into decorative crafts to decorate your class or child spaces.

CONTENTS

Introduction	5
Lesson Overview	6
Lesson One: Children In Big Church	7- 9
Lesson Two: Praise God From Your Spirit	10-12
Lesson Three: Pray And Fast	13-15
Lesson Four: Give Big	16-18
Pop up Quiz	19
Activity	20
Answers	29



Introduction

Loveworld Children's Ministry and Schools Monthly Themed Curriculum is designed with lessons for in-depth study of a particular subject matter presented with our unique learning approach.

Our theme in this curriculum is, "Keys To Spiritual Success". In this edition, there are 4 parts of the lesson plan which will help our preschoolers learn about Jesus. The topics include; **"Praise God From Your Spirit"**, **"Pray and Fast"** and **"Give Big"**. Each lesson includes a daily memory verse, interest builder, actions, affirmations, and printable activity.

Week 2 lesson is titled **"Praise God From Your Spirit"**. The children will learn that praise is a spiritual sacrifice that we are to offer from our spirit to God. Hallelujah!

Week 3 is titled **"Pray and Fast"** The children will learn to pray and fast. Hallelujah!

This curriculum concludes with Week 4 lesson titled **"Give Big"**. The children will learn the importance of giving and the various ways and arms to give into. Glory to God!

Teachers: You are Heroes!

Thank you for your service in the Children's Ministry. We pray that as you teach every lesson, the children will receive the Word of God with faith and understanding and grow in grace and the knowledge of our Lord and Saviour Jesus Christ in Jesus' Name. Amen.

Loveworld Children's Ministry and Schools

LESSON OVERVIEW

1

Children In Big Church

2

Topic:

Praise God From Your Spirit

OBJECTIVE:

The children will learn that praise is a spiritual sacrifice that we are to offer from our spirit to God.

INTEREST BUILDER

Prep talk

BIBLE STORY

2 Chronicles 20:1, 21-22 ICB

FURTHER STUDY

Acts 16:25-26 ICB

MEMORY VERSE:

Psalm 150:6 ICB

3

Topic:

Pray And Fast

OBJECTIVE:

The children will learn how to Pray and Fast the right way

INTEREST BUILDER

Prep talk

BIBLE STORY

Esther 4:16 NIV

FURTHER STUDY

Psalm 35:12-14; Acts

MEMORY VERSE:

Mathew 17:21 AMP

4

Topic: Give Big

OBJECTIVE:

The children will learn the importance of giving and the various ways and arms to give into.

INTEREST BUILDER

Prep talk

BIBLE STORY

2 Corinthians 9:6

FURTHER STUDY

Luke 6:38

MEMORY VERSE:

Luke 6:38

1

Children In Big Church



2

Praise God From Your Spirit



2

Praise God From Your Spirit

READ THE **BIBLE**

2 Chronicles 20:1, 21-22



Welcome & First Activity

Teacher: kindly establish a relationship with the kids when they arrive. It is good to have a conversation, sing and pray before the start of the lesson. (Prepare the room together)

Introduction

This month, we will start with a new theme titled "Keys To Spiritual Success". And our topic today is "Praise God From Your Spirit".

Teacher: Use the Object lesson to introduce the lesson in a fun way.

Previous Knowledge

Hello children! Are you glad to be in church today? (Allow time for the children to respond)

(The teacher should ask the kids to mention what they learnt from Big Church. Kindly do a summary of the previous curriculum theme with the kids, before introducing the new theme, "Keys To Spiritual Success".)



OBJECT LESSON

Prep Talk

The teacher says: Praise is expressing our respect and gratitude towards God. And we can express it through songs.

Lead the children in the sing-along below and allow them to sing their favourite songs from Loveworld singers.

READ THE BIBLE



Teacher read to the children **2 Chronicles 20:1, 21-22 ICB**

Later some people came to start a war with Jehoshaphat. They were the Moabites, Ammonites and some Meunites. Jehoshaphat listened to the people's advice. Then he chose men to be singers to the Lord. They were to praise the Lord because he is holy and wonderful. They marched in front of the army. They said, "Thank the Lord. His love continues forever." As they began to sing and praise God, the Lord set ambushes. He set them for the people of Ammon, Moab and Edom. They were the ones who came to attack Judah. And they were defeated.

Also, read **Acts 16:25-26 ICB**

About midnight Paul and Silas were praying and singing songs to God. The other prisoners were listening to them. Suddenly, there was a big earthquake. It was so strong that it shook the foundation of the jail. Then all the doors of the jail broke open. All the prisoners were freed from their chains.

Highlight

Praise is a spiritual sacrifice!

Praise God always!

Praise brings victory



Story TIME

In the Old Testament, King Jehoshaphat praised God as he went to war with the Army and the Israelites were victorious. In the New Testament likewise, Paul and Silas praised God and the prison door opened.

Praise is a spiritual sacrifice that is offered unto God. It is a sacrifice of the lips, where we adore and sing unto the Lord. When we lift our hands and raise our voices to worship the Lord, it goes up as a sweet-smelling aroma.

If you want to be always victorious, then praise the Lord at all times. Be excited at every opportunity to offer this spiritual sacrifice of praise to the Lord. Glory to God!

Practice the Bible Story -

Lead the children in the sing-along and encourage them to sing praises throughout the week.

BIBLE QUIZ

Ask the children the following questions to ensure they understood the lesson. Make session interactive.

1. _____ is a spiritual sacrifice. A) Praise B) Joy.

2. Praise brings _____. A) Victory B) Defeat.

3. _____ praised God when he went to war.

A) King Saul and B) King Jehoshaphat.

4. Praise God always. True/ False.

5. Paul and Silas praised God until the prison door opened. True/ False.



WORD AFFIRMATION

Memory Verse

Psalm 150:6 ICB

Let everything that breathes praise the Lord. Praise the Lord!

Practise the memory verse

Say the words and have the children repeat them back to you.

Now sing the words to the children.

Show with your hands to help the children remember the words easily.

Prayers

"Most high God, I offer to you my sacrifice of praise as I sing and give glory to your Name." Hallelujah!

Teacher's Tips

Print and use the teaching picture.

Guide the children through the activity sheet at the end of the lesson.

Lead the children who are yet to make Jesus Christ their Lord and friend through the prayer of salvation (Go to page 53)

Celebrate the birthday celebrants (Go to page 52)

- ◆ I live a life of victory every day. Hallelujah!
- ◆ I reach out in faith today and receive all my heart desires. Hallelujah!
- ◆ Through my life of faith, I inspire others to follow Jesus. Hallelujah!



SING ALONG



"Praise The Lord"

by Loveworld Singers

Praise The Lord

Praise the Lord oh ye nations

Extol Him all ye nations

Praise the Lord oh ye nations

Extol Him all ye people

For great is His steadfast Love and grace

His faithfulness is sure

For great is His steadfast Love and grace

His faithfulness is sure forever and ever

Praise the Lord

We thank You

We thank You, Lord

For the victories

And Your mighty works

We thank You

We thank You, Lord

For the victories

And Your mighty works

DOWNLOAD LINK

<https://ceflix.org/videos/watch/1860222/praise-the-lord-by-loveworld-singers>

TEACHER DO:

Practise the song

Have the children seated or standing

**Use actions (Show of hands) to help
the children remember the song.**

Memory Verse

SUNDAY

Psalm 150:6

Let everything that breathes praise the Lord. Praise the Lord!

MONDAY

Psalm 63:4

I will praise you as long as I live, and in your name,
I will lift my hands.

TUESDAY

Psalm 103:1

Praise the Lord, my soul; all my inmost being,
praise his holy name.

WEDNESDAY

Psalm 9:1

I will give thanks to you, Lord, with all my heart; I
will tell of all your wonderful deeds.

THURSDAY

Psalm 145:3

Great is the Lord and most worthy of praise; his
greatness no one can fathom.

FRIDAY

Psalm 34:1

I will extol the Lord at all times; his praise will always be on
my lips.

SATURDAY

Psalm 105:1

Give praise to the Lord, proclaim his name; make known among
the nations what he has done.

3

Pray And Fast



3

Pray And Fast

READ THE **BIBLE**

Esther 4:16 NIV



Welcome & First Activity

Teacher: kindly establish a relationship with the kids when they arrive. It is good to have a conversation, sing and pray before the start of the lesson. (Prepare the room together)

Introduction

This curriculum focuses on a new unique theme "Keys To Spiritual Success". And our topic today is "Pray and Fast"

Teacher: Use the prep talk to introduce the lesson in a fun way.

Previous Knowledge

Hello children! Are you glad to be in church today? (Allow time for the children to respond)

(The teacher should ask the kids to mention what they learnt from previous week, and add a short recap of the lesson highlights learnt previously as a way of reminding the kids of the important nuggets from the previous class.)



OBJECT LESSON

Prep Talk

The teacher says- When you are preparing for your birthday party, what do you do? Do you just sit around and wait for that day? (Allow time for the children to respond)

When you are having a birthday party, you prepare and get ready for the D-day. You prepare a birthday cake, make some meals, go out and invite neighbours and friends and decorate the house.

When you want to effect change you need to prepare for it- You pray and fast.

READ THE BIBLE



Teacher: read to the children Esther 4:16 NIV

"Go, gather together all the Jews who are in Susa, and fast for me. Do not eat or drink for three days, night or day. I and my attendants will fast as you do. When this is done, I will go to the king, even though it is against the law. And if I perish, I perish."

Highlight

Pray and Fast!

Make Prayer your daily habit!

Fast so you can hear God!



Story TIME

Queen Esther fasted with Israel and prayed for the strength and favour to ask her husband to spare Israel from Haman's plot of massacre.

Haman had convinced King Xerxes to command the killing of the Jews in his kingdom. Esther struggled with this challenge because going before the king without being invited could result in her own death. She walked into the courts of the king, The King Xerxes extended his scepter to Esther, as a symbol that he would allow her into his presence. Esther found favour in his eyes because the people prayed and fasted.

Practice the Bible Story:

Encourage the children to pray and fast along with the Church when called to do so.

BIBLE QUIZ

Ask the children the following questions to ensure they understood the lesson. Make session interactive.

1. _____ prayed A) Haman B) The Jews.
2. You are to _____ and _____. A) Fast B) Pray
3. _____ was Queen Esther's husband A) King Xerxes B) King Herod.
4. Esther struggled with this challenge because going before the king without being invited could result in her own death. True/ False.
5. Esther found favour in the King's eyes because the people prayed and fasted. True/ False.



WORD AFFIRMATION

Memory Verse

Mathew 17:21 AMP

But this kind of demon does not go out except by prayer and fasting.

Practise the memory verse

Say the words and have the children repeat them back to you.

Now sing the words to the children.

Show with your hands to help the children remember the words easily.

Prayers

"Thank You Lord for the opportunity to pray and change hopeless situations."
Hallelujah!

Teacher's Tips

Print and use the teaching picture.

Guide the children through the activity sheet at the end of the lesson.

Lead the children who are yet to make Jesus Christ their Lord and friend through the prayer of salvation (Go to page 53)

Celebrate the birthday celebrants (Go to page 52)

- ◆ I make power available through my prayers. Hallelujah!
- ◆ My prayers are answered by God!
- ◆ I fast to hear God clearly!



SING ALONG



"Great King Of All"

by Loveworld Singers

Verse

From the depth of my heart
Lord, I sing of your awesomeness.
You are more than words can say.
Heaven and earth you called to be.
Power and might belong to you.

Glory and strength are in your dwelling place.
Splendour and grace are before you.
Lord Honour and wealth come from you.

Chorus

Great King of all God of all flesh
Creator of all
We glorify you
Lord God of Host
The great I am
Father of Love
We glorify you

Coda

Great is your power
Great is your love
Great is your mercy
The ruler of the earth

DOWNLOAD LINK

<https://www.bing.com/videos/riverview/relatedvideo?q=great+king+of+all+ceflix+by+loveworld&mid=7964D5154C0C2119FF6B7964D5154C0C2119FF6B&FORM=VIRE>

TEACHER DO:

Practise the song
Have the children seated or standing
Use actions (Show of hands) to help
the children remember the song.

Memory Verse

SUNDAY

Mathew 17:21 AMP

But this kind of demon does not go out except by prayer and fasting.

MONDAY

Philippians 4:6

Do not be anxious about anything, but in everything by prayer and supplication with thanksgiving let your requests be made known to God.

TUESDAY

Mark 11:24 - Therefore, I tell you, whatever you ask in prayer, believe that you have received it, and it will be yours.

WEDNESDAY

Matthew 26:41 - Watch and pray that you may not enter into temptation.

THURSDAY

Colossians 4:2

Continue steadfastly in prayer, being watchful in it with thanksgiving.

FRIDAY

Acts 13:3 - And when they had fasted and prayed, and laid their hands on them, they sent them away.

SATURDAY

Ezra 8:23

So we fasted and petitioned our God about this, and he answered our prayer.

4

Give Big



3

Give Big

READ THE **BIBLE**

Exodus 14:5-6, 10-16(AMP)



Welcome & First Activity

Teacher: kindly establish a relationship with the kids when they arrive. It is good to have a conversation, sing and pray before the start of the lesson. (Prepare the room together)

Introduction

This curriculum focuses on a new unique theme "Keys To Spiritual Success". And our topic today is "Give Big".

Teacher: Use the prep talk to introduce the lesson in a fun way.

Previous Knowledge

Hello children! Are you glad to be in church today? (Allow time for the children to respond)

(The teacher should ask the kids to mention what they learnt from previous week, and add a short recap of the lesson highlights learnt previously as a way of reminding the kids of the important nuggets from the previous class.)



OBJECT LESSON

Prep Talk

- **Read Luke 6:38 with the kids** - "Give, and you will receive. Your gift will return to you in full - pressed down, shaken together to make room for more, running over, and poured into your lap."
- Hold up an empty clear cup.
- Have another clear cup that is half full with water.
- Pour some water from the half-full cup into the empty cup.
- Bring out a clear pitcher of water.
- Use the pitcher to overflow the cup you poured water from.
- Explain as you are doing this that when we give, God has promised to fill us back up to overflowing. You can't out give God.

READ THE BIBLE



Teacher: read to the children 2 Corinthians 9:6

But this I say, He which soweth sparingly shall reap also sparingly, and he which soweth bountifully shall reap also bountifully.

Also, read Luke 6:38

Give, and it shall be given unto you; good measure, pressed down, and shaken together, and running over, shall men give into your bosom. For with the same measure that ye mete withal it shall be measured to you again.

Highlight

Give big!

Givers always receive blessings!

Expect blessings as you give!



Story TIME

According to our bible reading, we are encouraged to give big because givers receive more blessings. Every time you partner with the things going on in the church, you are opening the door of blessing upon your life.

Be excited at every opportunity to give and give big. There are several avenues to give: first fruit offering, tithe, partnership, free-will offering etc. Make up your mind to give for partnership in the following partnership arms: Healing school, Rhapsody of Realities, Inner-city Missions for Children, Loveworld Children's Ministry and Schools and others. Remember to expect a blessing from God as you give. Glory to God!

Practice the Bible Story

Encourage the children to give their tithes, offerings, and partnership throughout this year.

BIBLE QUIZ

Ask the children the following questions to ensure they understood the lesson. Make session interactive.

1. Give _____. A) Big B) Little.
2. Which of these is not a partnership arm? A) School B) Rhapsody of realities.
3. Which of these is a way to give? A) Tithe B) Play.
4. Givers receive blessings. True/ False.
5. Always expect a blessing as you give. True/ False.



Memory Verse

Luke 6:38

Give, and it shall be given unto you; good measure, pressed down, and shaken together, and running over, shall men give into your bosom.

Practise the memory verse

Say the words and have the children repeat them back to you.

Now sing the words to the children.

Show with your hands to help the children remember the words easily.

Prayers

"As I give, God's blessings increases in my life and I give even more. Amen!"

Teacher's Tips

Print and use the teaching picture.

Guide the children through the activity sheet at the end of the lesson.

Lead the children who are yet to make Jesus Christ their Lord and friend through the prayer of salvation (Go to page 53)

Celebrate the birthday celebrants (Go to page 52)

WORD AFFIRMATION

- ◆ I am a big giver!
- ◆ I am blessed by the Lord!
- ◆ I have an excellent spirit!



SING ALONG



"More Than Excellent"

by Loveworld Singers

More Than Excellent

The earth is full of your goodness

Treasures everywhere

There are treasures everywhere

Hidden riches of secret places

Treasures everywhere

There are treasures everywhere

More than excellent

More than excellent

God, You are

DOWNLOAD LINK

<https://ceflix.org/videos/watch/1857796/more-than-excellent-by-loveworld-singers>

TEACHER DO:

Practise the song

Have the children seated or standing

Use actions (Show of hands) to help the children remember the song.

Memory Verse

SUNDAY

Luke 6:38

Give, and it shall be given unto you; good measure, pressed down, and shaken together, and running over, shall men give into your bosom

MONDAY

Acts 20:35

It is more blessed to give than to receive.

TUESDAY

Malachi 3:10

Bring the whole tithe into the storehouse, that there may be food in my house.

WEDNESDAY

Matthew 10:8

Freely you have received; freely give.

THURSDAY

Hebrews 13:16

And do not forget to do good and to share with others, for with such sacrifices God is pleased.

FRIDAY

Psalms 112:5

Good will come to those who are generous and lend freely

SATURDAY

Proverbs 11:25

A generous person will prosper; whoever refreshes others will be refreshed.



PRINTABLE ACTIVITY SHEETS



2

Praise God From Your Spirit

Psalm 150:6 ICB

Ages 1-2years

NAME:

Jigsaw





Praise God From Your Spirit

Psalm 150:6 ICB

Ages 3-5years

NAME: _____

Fill in the missing gap using(A, E, I, O, U)

P	R		I	S	E
---	---	--	---	---	---

	G			D	
--	---	--	--	---	--

S	P	I	R		T
---	---	---	---	--	---

S	A	C	R	I	F	I	C	
---	---	---	---	---	---	---	---	--

	S			N		G	
--	---	--	--	---	--	---	--

3


Pray And Fast
Esther 4:16 NIV

Ages 1-2years

NAME: _____

FUN MAZE

Help Sharon get to the bible





Pray And Fast
Esther 4:16 NIV

Ages 3-5years

NAME:

Word search

G	D	F	N	S	M	T	Q	V	Y
X	G	F	N	C	V	C	E	T	R
T	P	C	Y	B	L	R	D	I	W
P	R	H	A	A	U	E	C	M	X
L	E	R	R	T	U	A	Z	Y	W
T	P	V	P	B	J	D	K	M	J
S	A	A	B	Z	I	Y	U	U	M
U	R	Y	Y	P	X	B	X	G	E
R	E	G	B	E	Z	F	L	H	G
B	Z	B	M	V	J	U	A	E	W

RAPTURE
PRAY

PREPARE
BIBLE

READY

4

Give Big

Luke 6:38

Ages 1-2years

NAME: _____

Colour the Picture



4

Give Big

Luke 6:38

Ages 3-5years

NAME: _____

Handwriting Practice

Practice handwriting using each word below

I am a big giver

I am a big giver

I am a big giver

I am a big giver

I am a big giver

I am a big giver

I am a big giver



PRINTABLE ACTIVITY SHEETS



ANSWER





Praise God From Your Spirit

Psalm 150:6 ICB

Ages 3-5years

NAME: _____

Fill in the missing gap using(A, E, I, O, U)

P R A I S E

G O D

S P I R I T

S A C R I F I C E

S O N G

3


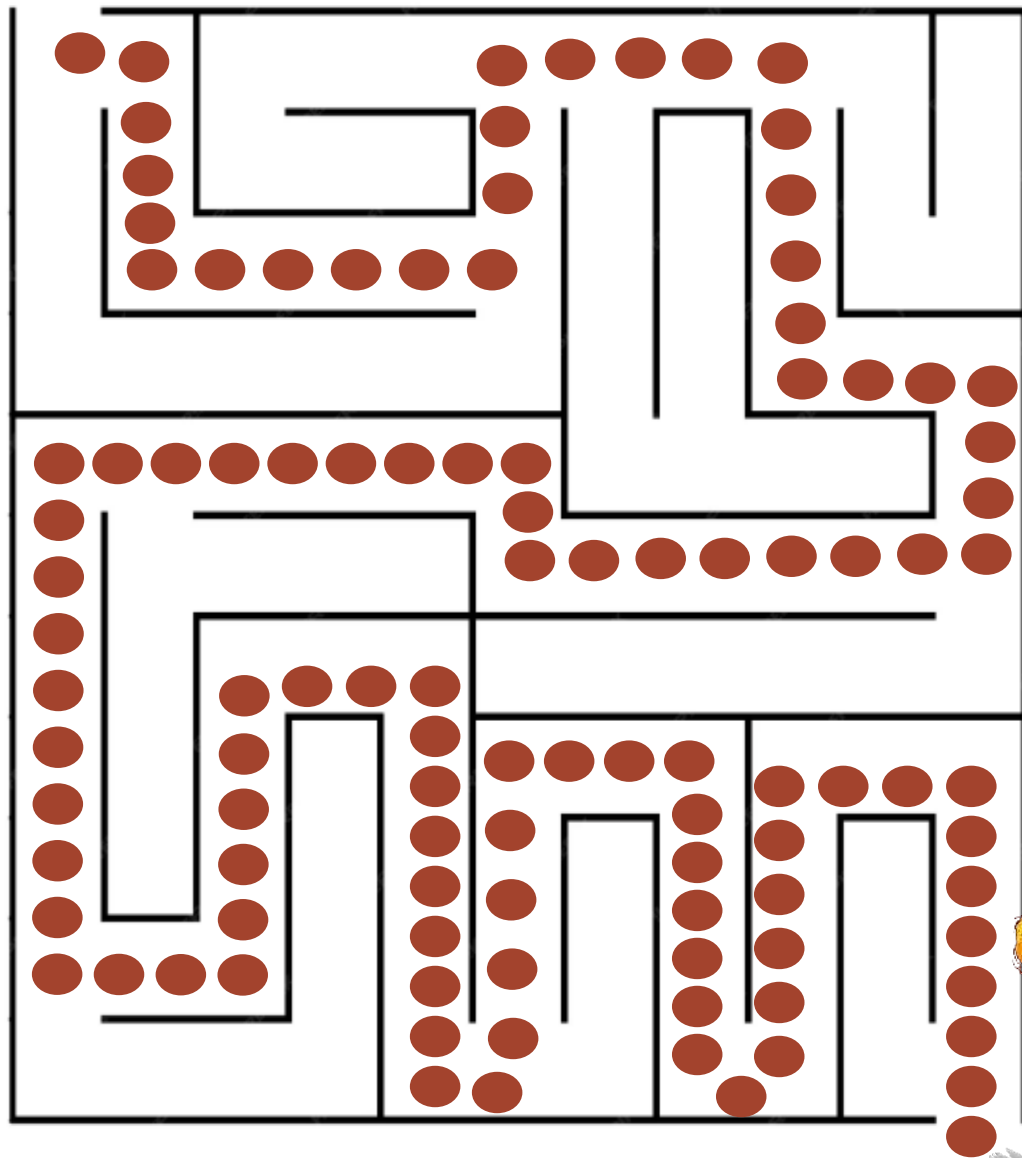
Pray And Fast
Esther 4:16 NIV

Ages 1-2years

NAME: _____

FUN MAZE

Help Sharon get to the bible



3

Pray And Fast
Esther 4:16 NIV

Ages 3-5years

NAME: _____

Word search

G	D	F	N	S	M	T	Q	V	Y
X	G	F	N	C	V	C	E	T	R
T	P	C	Y	B	L	R	D	I	W
P	R	H	A	A	U	E	C	M	X
L	E	R	R	T	U	A	Z	Y	W
T	P	V	P	B	J	D	K	M	J
S	A	A	B	Z	I	Y	U	U	M
U	R	Y	Y	P	X	B	X	G	E
R	E	G	B	E	Z	F	L	H	G
B	Z	B	M	V	J	U	A	E	W

RAPTURE
PRAY

PREPARE
BIBLE

READY

TO ALL OUR CELEBRANTS

TEACHER'S TIP

- Call out the kids who had their birthday during the week.
- Introduce each child to the class.
- _____ had his birthday on (the day of the week). He/she will be _____ years old.
- As a class, sing "Happy birthday" to them.
- Then pray for the celebrants.



PRAYER OF SALVATION

"Oh Lord God, I come to you in the Name of your Son, Jesus Christ. I believe in my heart that He came into this world and died for my sins and the sins of the whole world. I believe that He was raised up from the dead and He is alive today. I confess with my mouth, that Jesus Christ is Lord of my life. I receive eternal life into my spirit. Therefore, I declare that I am saved. I am born again. I now have Christ dwelling in me.
Thank you Father. Amen!"



COMING

UP

NEXT

We trust that you have made judicious use of this curriculum and have impacted the children mightily.

Our next Curriculum shall be a seasonal Curriculum on The Easter Story

See You Soon!!!

AVAILABLE NOW!

Three New Titles

From The Bible

Character Series



The Bible Character Series features Bible Heroes who through their exemplary lives of faith and obedience to God's word prevailed over situations and circumstances. Each series is illustrated and the story presented in an exciting manner, making it a must have for every child.

For More Information and Enquiries
Please Call: 08123445243 or
Email: info@loveworldchildrensministry.org

Get copies for your kids Now!!



CHILD EVANGELISM TRACTS



Available in 100, 500 & 1000 Pack Bundles!

For More Information and Enquiries Please Call: 08123445243 or
Email: info@loveworldchildrensministry.org



TEACHER'S **TRAINING**

Featuring:

- 📌 Tier-1 Training Program
- 📌 Tier-2 Training Program
- 📌 New Teacher's Certification
- 📌 Special Themed Courses
- 📌 Bible Craft Workshop
- 📌 Zonal Teachers' Convention
- 📌 Quarterly Summit

Enroll your Teachers NOW!

For More Information and
Enquiries Please Call: 08123445243 or
Email: info@loveworldchildrensministry.org

ALSO

Available

New Release!!!

ORDER NOW!



For Elementary (Ages 6-10)



For Preteens (Ages 11-12)

For More Information and Enquires Please Call: 08123445243 or

Email: childrensministry@loveworld360.com

Raising Champions...Influencing Tomorrow



Be Inspired
And Have
Lots
Of Fun!



ISSN 2659010-7

2659 0103