



FIRST FRUITS

Offering

SPECIAL CURRICULUM

AGES 6-10 YEARS

Also Inside
-Activity Sheets





TABLE OF CONTENT

About Us

INTRODUCTION

FIRST FRUITS

Activity Sheets





Published by Loveworld Children's Ministry, Loveworld Inc., a.k.a Christ Embassy. Unless otherwise indicated, all Scripture quotations are taken from the King James Version of the Bible.



KEYS FOR OTHER BIBLE TRANSLATIONS

USED:

NKJV -New King James Version
 AMP -The Amplified Bible
 TANT -The Amplified New Translation
 TLB -The Living Bible
 CEV -Contemporary English Version
 NASB -New American Standard Bible
 ISV -International Standard Version
 NIV -New International Version
 MSG -The Message Translation
 WEB -The World English Bible
 TNLT -The New Living Translation
 ASV -American Standard Version
 TEV -Today's English Version
 RSV -Revised Standard Version
 GNB -Good News Bible
 WNT -Weymouth New Testament
 NRSV -New Revised Standard Version
 MOFFAT -Moffatt, New Translation

Email: info@loveworldchildrensministry.org
 Copyright © 2024 Loveworld Children's & Schools Department Loveworld Inc, a.k.a Christ Embassy

ISSN 2659-0107

FOR MORE INFORMATION AND TO PLACE ORDERS

United Kingdom

LoveWorld Unit C2,
 Thames View Business Centre,
 Barlow Way Rainham-Essex,
 RM13 8BT.

Tel.: +44 (0)1708 556 604
 +44(0)8001310604

USA:

Christ Embassy Houston, 8623,
 Hemlock Hill Drive Houston Texas.
 Tel: +1(800) 620-8522

NIGERIA:

Plot 105, Chris Oyakhilome Crescent,
 Abuja, Nigeria.

Plot 22/23, Billingway Road, Oregun
 Ikeja, Lagos.

P.O.Box 13563 Ikeja, Lagos
 Tel.: +234 1 8888186

ISSN 2659-0107

SOUTH AFRICA:

303 Pretoria Avenue
 Cnr. Harley and Braam Fischer,
 Randburg, Gauteng 2194.
 Tel.:+27 11 326 0971

CANADA:

Loveworld Publishing Canada,
 4101, Steeles Ave W, Suite 204
 Toronto, Ontario
 Canada M3N 1V7.
 Tel: +1 416-667-9191



Our vision is to raise, train and develop a generation of Spirit filled children who are moulded by our message, demonstrate the character of the Spirit and are poised to impact their generation with the Gospel of Jesus Christ and the vision of our Ministry. .

ABOUT LOVOWORLD CHILDREN'S MINISTRY CURRICULUM

Loveworld Children's Ministry Curriculum is derived from the Word of God packaged in the range of ministry materials for children by our Man of God, Rev. Chris Oyakhilome Dsc., DD. The Curriculum is tailored to teach children aged 1– 12years segmented into four (4) levels by age groupings; Nursery Level (birth-24months), Preschool Level (ages 3-5years), Elementary Level (ages 6 – 10years) & Preteens Level (ages 11 – 12years)

OUR LEARNING APPROACH

Studies show that we retain 10% of what we READ, 20% of what we HEAR, 30% of what we SEE 50% of what we HEAR and SEE, 70% of what we DISCUSS and a whopping 90% of what we TEACH to others that we have understood and retained. Our Curriculum integrates creative teaching methods that engages every kind of learner across all age groupings. Every Lesson gives children the opportunity to SEE, DISCUSS, TOUCH and EXPERIENCE to ensure a high percentage of retention of what they have been taught. Our goal is to achieve 90 – 100% retention of the lessons we teach them for their spiritual development and growth.

IDEAL CHILD PRODUCT OF LOVOWORLD CHILDREN'S MINISTRY CURRICULUM

The Children's Ministry Curriculum when deployed with the prescribed processes and teaching methods by trained instructors will produce a child that is;

- Born Again
- Set on the path of their divine destiny in God
- Has a reason for being and a purpose for life
- Has a distinct knowledge of who he/she is
- Has a Global Mind-set
- Passionate about Jesus and the Gospel
- A Leader in his/her generation
- An influence in his/her generation
- A barrier to the failures of other children in his/her generation
- Incorruptible by the corrupting influences of the world

Our goal is
to achieve
90-100%
retention of the
lessons we teach them
for their spiritual
development
and growth.

Introduction

Teacher/Parent: kindly read this to the kids

The first fruits offering is a God way of demonstrating the principle of putting Him first in all things. It shows the act of loving the Lord with all of your heart, soul and mind. [Matthew 22:32-38]. The first fruits simply refers to the initial or the first harvest of one's labour and does not necessarily refer to agricultural produce, but whatsoever benefits come to us as a result of our labor or service rendered.

In order to have a clear understanding of the first fruits offering, we must first of all understand that there are different kinds of giving to the Lord each one having its own blessing or reward. In the Old Testament, they had different kinds of offerings such as the burnt offerings, heave offerings, peace offerings etc. all of them representing different things. Each one had a specific way it was to be offered to God. The Old Testament was a shadow of the New Testament we live in today. We may not give the burnt offerings etc any longer, but our giving today in different forms still stand for the same spiritual purposes.



FIRST
FRUITS



OVERVIEW



Topic: FIRST FRUITS

LESSON FOCUS:

This lesson focuses on first fruits.
The children will learn about the following;

- Origin of first fruits
- Qualities of first fruits
- Why do we give first fruits?
- Where do you take the first fruits to?

FURTHER STUDY

Exodus 4: 22 – 23; Leviticus 23: 9 – 10;
Exodus 34: 26; Prov 3: 9 -10

TELL THE BIBLE STORY

Exodus 34: 19 – 20,

MEMORY VERSE:

Proverbs 3:9 NKJV



FIRST
FRUITS

Lesson Summary



Tell the Bible Story:

Exodus 34:19-20 NIV

Kindly read or allow your kids read one verse each
Exodus 34:19-20 NIV

19 "The first offspring of every womb belongs to me, including all the firstborn males of your livestock, whether from herd or flock. 20 Redeem the firstborn donkey with a lamb, but if you do not redeem it, break its neck. Redeem all your firstborn sons. No one is to appear before me empty-handed."

Highlights

- God demonstrated the power of the first fruit when He gave His first begotten son for the sins of the world!
- Pray over your first fruit, speak God's word concerning it before presenting it to God!
- If you don't give your first fruit, God will go after it because it belongs to Him. Anyone who holds back his First Fruit exposes himself to evil!



LET'S TALK

Today we are going to learn about the first fruit offering using the headers below;

1. ORIGIN OF FIRST FRUITS

The First Fruits existed before the law (the Old Covenant). Abel brought to God the firstlings of his flock and of the fat portions and the Bible says God had respect and regard for Abel and his offering. [Gen 4: 3-4] When God spoke to Moses concerning the first fruits, He said "... it shall be a statute forever throughout your generations in all your dwellings." Meaning the First Fruits was to be continually given by all of God's children throughout the ages. [Leviticus 23: 9 – 14] God being righteous in all His ways didn't just ask us to give our first fruit. He also demonstrated the power of the first fruits when He gave His first begotten son for the sins of the world [John 3:16; 1: 34]

The first fruits is anointed and hallowed, you cannot take it. It belongs to God (Genesis 4:1-4) You might say, but I'm just a child I don't have anything to give? No, you do have something to give but you just didn't realize it. The first thing to do is discuss with your Parents and Guardian of your intentions to give first fruits. First fruits can come in the form of the first gift you received this year, such as your new dress, shoe, cash gift etc. The first fruit should be the best of the best. Then in the course of the year, you can open a savings account or have a piggy bank to put in money monthly that you can give at the beginning of next year. Do not open your piggy bank in December but rather do so in January and offer it to the Lord as your first fruits. Do you have any question? (kindly allow the kids ask questions and respond to them)

2. QUALITIES OF THE FIRST FRUITS

It is holy and consecrated unto God. [Rom 11: 16]. For anything to be presented to God, it has to be sanctified and be presented through the Holy Spirit. Pray over your first fruits, speak God's word concerning it before presenting it to God. [Romans 15: 16] In Genesis 4: 3 - 5, God rejected Cain's offering because it was not the best quality of what he got. God is concerned about the quality of your First Fruit (Deuteronomy 15: 19 – 22) It is given in whole, not in parts. It is compulsory for you to bring in everything, you are not to take from it [Deuteronomy 26: 2] It should be brought to the altar without delay. Don't postpone giving of your First Fruits. [Exodus 22: 29] Bring your first fruits in with an attitude of thanksgiving; for God loves a cheerful and prompt to do it giver, whose heart is in his giving. [11 Corinthians 9:7; Deuteronomy 26: 10 – 11]

3. WHY WE GIVE OUR FIRST FRUITS? (THE SIGNIFICANCE)

We are commanded by God to give it [Proverbs 3: 9-10, Ex 22: 29] By giving your first fruits, you secure and sanctify the rest of your fruits (Romans 11: 16) We give our first fruits that the blessing of God may rest upon us (Ezekiel 44:30) By giving it, you demonstrate your appreciation for God and the things He has done in your life (Deuteronomy 26:10 – 11) It releases the anointing upon your life. The bible says thy presses shall burst out with new wine. New wine symbolizes the anointing (Proverbs 3:9) God is delighted in our obedience to His word; for it is better to obey than to sacrifice [1 Samuel 15: 22] If you don't give your first fruits, God will go after it because it belongs to Him (Exodus 4: 22 – 23) Anyone who holds back his First Fruits exposes himself to evil.

4. WHERE DO YOU TAKE THE FIRST- FRUITS TO?

The first fruits is to be taken to the house of God (Deuteronomy 26: 1-4) Not just any one in the house of God is to receive it, only the Pastor could receive it. (Nehemiah 10: 35 – 37) The Priest (Pastor) receives it and proclaims the blessing upon you in front of the altar(Ezekiel 44: 30)

Other references - Leviticus 23:20; Deuteronomy 18: 3 – 5

5. WHEN TO GIVE FIRST FRUITS

1. New Job: First salary package

2. New Year: First income or gifts (for kids who doesn't earn a salary you can break your piggy bank in January and give)

Note that giving your first fruits offering may also be a personal revelation, and there are times the Holy Ghost will instruct you in a way that is not common to everyone else around you.



CONCLUSION

Your Giving establishes your righteousness. The Feast of First Fruits is also referred to as the Feast of harvest [Exodus 23: 16]. This means in celebrating giving of First Fruits we are invariably celebrating the harvest which we would experience throughout the year. It is an act of faith. Therefore bring in your First Fruits with joy and thanksgiving; celebrate when giving and have an expectation when you have acted on the word of God. Glory to God!

PRAYER

Dear heavenly Father, I worship you with my first fruits offering. I declare that I continually increase in the grace of giving, even as I abound in wisdom and understanding. I've become a sharer and participator in the divine life and Kingdom benefits in Jesus' Name. Amen.

MEMORY VERSE

Proverbs 3:9 NKJV

"Honor the LORD with your possessions, And with the firstfruits of all your increase"

DISCUSSION QUESTIONS

1. What is first fruits?
2. When are you expected to give first fruits?
3. Where are you expected to take your first fruits to?
4. Why do we give the Lord our first fruits?
5. The first fruits is given in whole, not in parts. **TRUE/FALSE**
6. It is compulsory for you to bring in your first fruits, you are not to take from it. **TRUE/FALSE**
7. The first fruits is to be taken to the house of God and handed over to an usher or teachers in church. **TRUE/FALSE**
8. If you don't give your first fruits, God will go after it because it belongs to Him. **TRUE/FALSE**
9. As a child of God, you don't need to give your first fruits since you're not working. **TRUE/FALSE**
10. What is the benefits of giving first fruits?



FIRST
FRUITS

PRINTABLE

ACTIVITY

SHEETS





EARLY ELEMENTARY (6-8 Years)

FIRST FRUITS

Proverbs 3:9 NKJV


NAME:

READ AROUND GAME

Read around the game below to fill in the missing gaps

with plenty, and thy presses shall

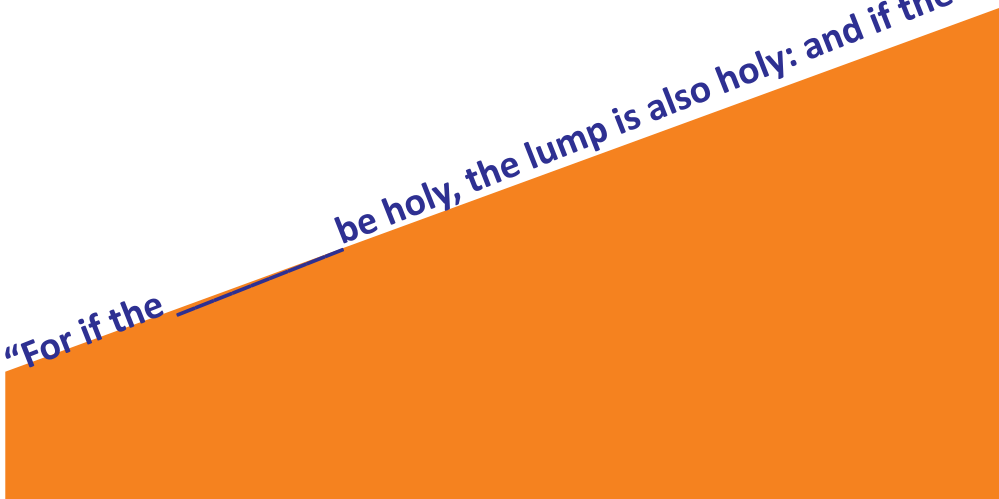
“So shall thy _____ be filled with



burst out with _____ wine.”

Proverbs 3:10

“For if the _____ be holy, the lump is also holy: and if the



root be _____, so are the

branches.” Romans 11:16

1

UPPER ELEMENTARY (9-10 Years)
FIRST FRUITS
Proverbs 3:9 NKJV

NAME:

REARRANGE THE MEMORY VERSE IN THE RIGHT ORDER

Hint: Proverbs 3:9

HONOUR THE LORD

WITH THY SUBSTANCE

OF ALL

THE FIRSTFRUITS

THINE INCREASE

AND WITH



FIRST
FRUITS

PRINTABLE

ACTIVITY

SHEETS

ANSWERS



EARLY ELEMENTARY (6-8 Years)

FIRST FRUITS

Proverbs 3:9 NKJV

NAME:

READ AROUND GAME

Read around the game below to fill in the missing gaps

with plenty, and thy presses shall

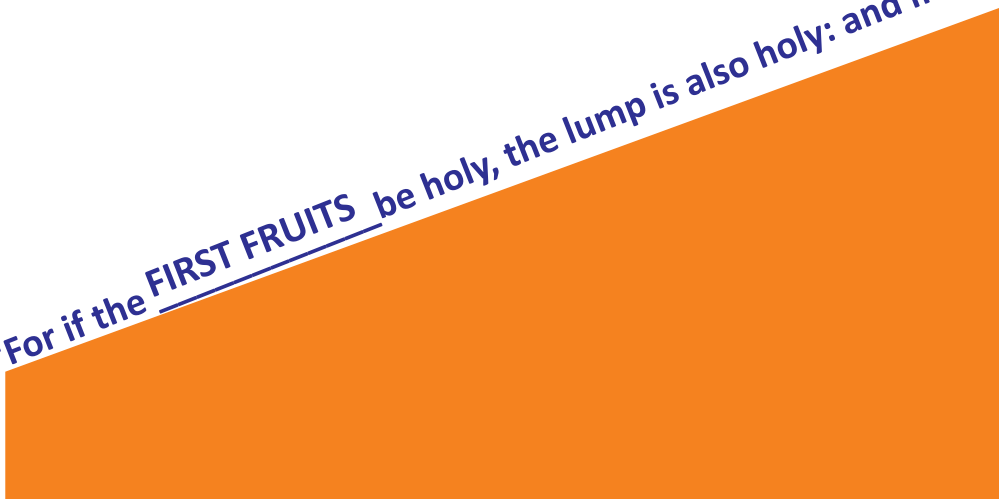
“So shall thy BARNS be filled with



burst out with NEW wine.”

Proverbs 3:10

“For if the FIRST FRUITS be holy, the lump is also holy: and if the



root be HOLY, so are the

branches.” Romans 11:16

1

UPPER ELEMENTARY (9-10 Years)

FIRST FRUITS

Proverbs 3:9 NKJV

NAME:

REARRANGE THE MEMORY VERSE IN THE RIGHT ORDER

Hint: Proverbs 3:9

HONOUR THE LORD

WITH THY SUBSTANCE

AND WITH

THE FIRSTFRUITS

OF ALL

THINE INCREASE

**ALSO
AVAILABLE**



• **For Preteens
(Age 11-12 years)** •



• **For Preschool
(Age 3-5 years)** •

For more information and Enquires
Please call: 08123445243 or
Email childrensministry@loveworld360.com



Raising Champions... Influencing Tomorrow...!



www.christembassy.org

ISSN 2659010-7



265901031